

KSP 100

KSP 100-1

KSP 100-2

KSP 100-3


KSP 100-4

KSP 100-5

KSP 100-6

KSP 100-7

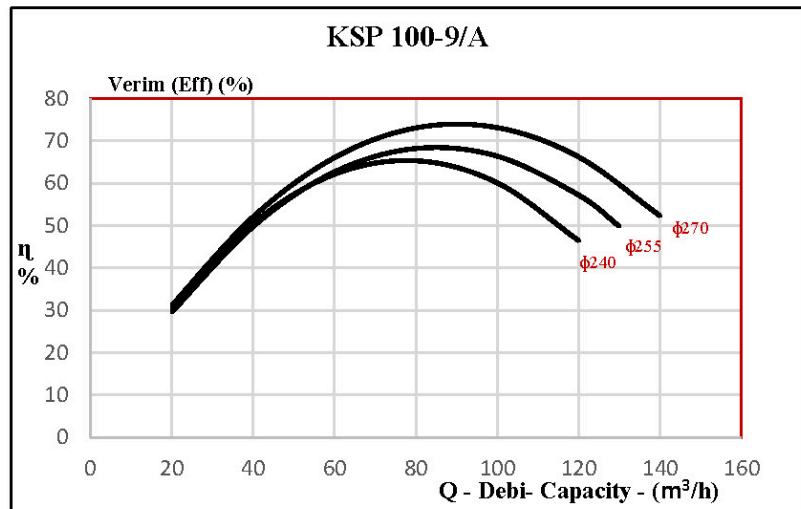
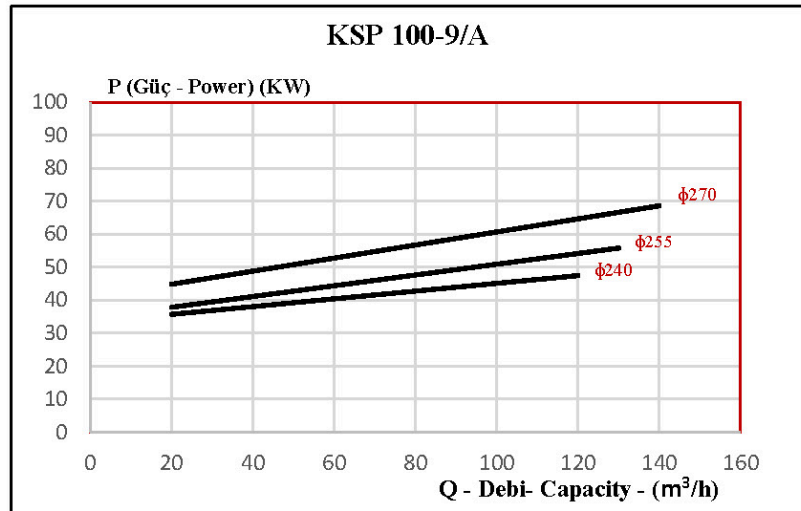
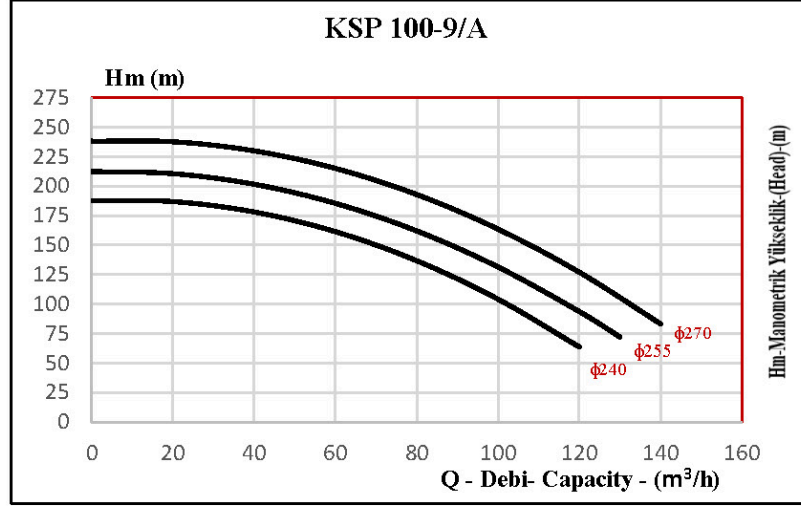
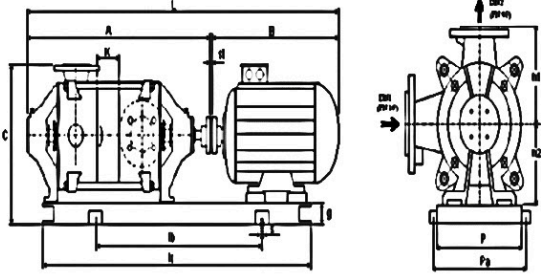
KSP 100



KSP 100-9/A

Pompa Bilgileri				Motor Bilgileri	
Pompa Tipi	KSP 100-9/A	Sızdırmazlık	Yumuşak Salmastra	Güç (HP)	100
Çark Çapı (mm) ϕ	240-255-270	Yoğunluk (kg/m ³)	1	Voltaj (Volt)	380
Sıvı Cinsi	Su	Sıcaklık	-1°C - +110°C	Faz	3
				Frekans (Hz)	50-60
				Devir (rpm) (d/dk)	1500

ϕ 240		ϕ 255		ϕ 270	
Q (m ³ /h)	Hm (m)	Q (m ³ /h)	Hm (m)	Q (m ³ /h)	Hm (m)
20	187	20	211	20	238
40	178	40	202	40	230
60	161	60	185	60	215
80	137	80	162	80	193
100	104	100	131	100	163
120	64	120	94	120	127
		130	72	140	83



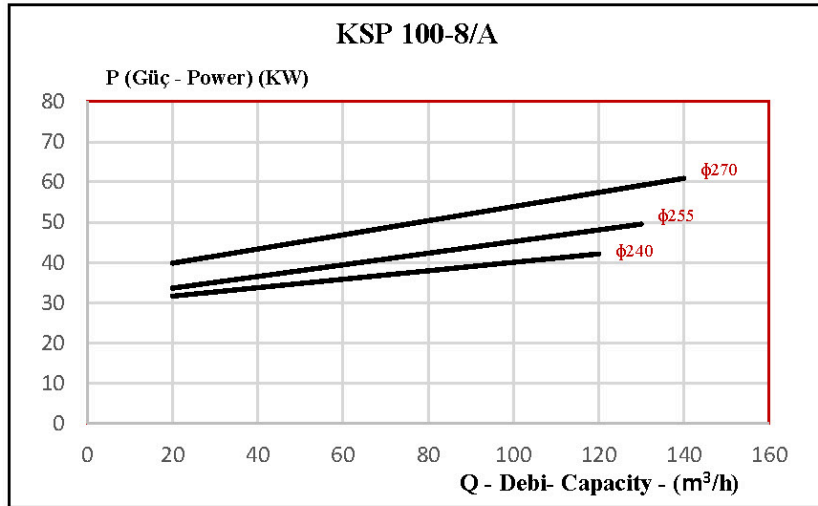
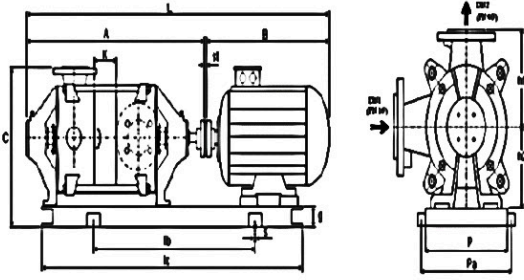
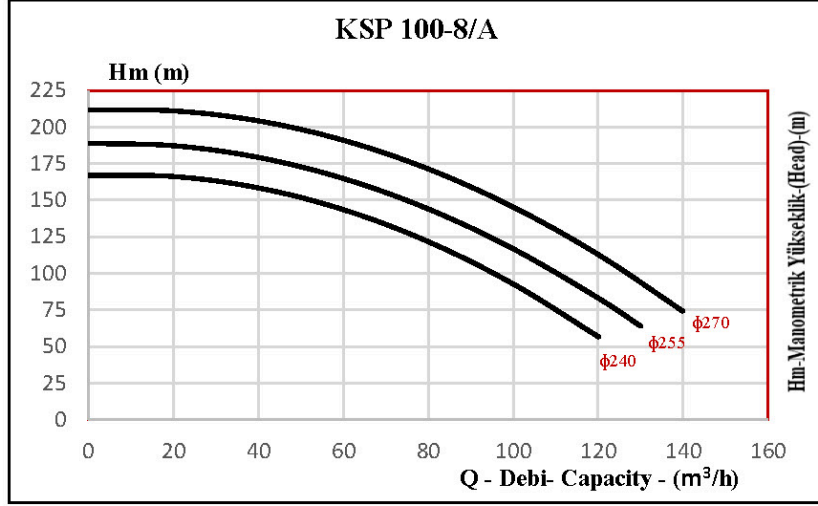
Pompa Tipi	KSP 100-9/A	
Kademe Sayısı	9	
Motor	HP	100
	Gövde	280 S4
Flanşlar	DN1 (Emme) (mm)	125
	DN2 (Basma) (mm)	100
Boyut Ölçüsü (mm)	A	1666
	B	958
	C	720
	L	2624
	lc	2110
	lb	1710
	K	100
	P	660
	Pa	620
h1	300	
h2	250	
Kaplin Ölçüsü (φ) (mm)	200	
Ağırlık (kg)	1250	

KSP 100-8/A

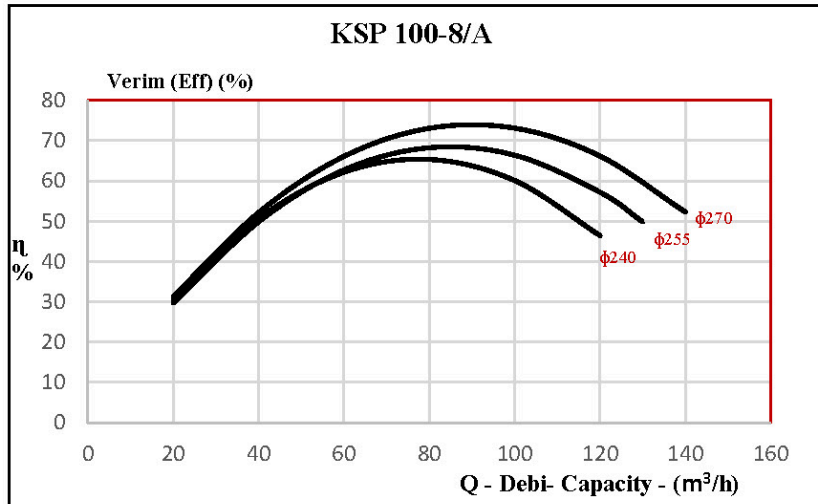
Pompa Bilgileri			
Pompa Tipi	KSP 100-8/A	Sızdırmazlık	Yumuşak Salmastra
Çark Çapı (mm) ϕ	240-255-270	Yoğunluk (kg/m ³)	1
Sıvı Cinsi	Su	Sıcaklık	-1°C - +110°C

Motor Bilgileri	
Güç (HP)	100
Voltaj (Volt)	380
Faz	3
Frekans (Hz)	50-60
Devir (rpm) (d/dk)	1500

ϕ 240		ϕ 255		ϕ 270	
Q (m ³ /h)	Hm (m)	Q (m ³ /h)	Hm (m)	Q (m ³ /h)	Hm (m)
20	166	20	187	20	211
40	158	40	179	40	204
60	144	60	165	60	191
80	122	80	144	80	171
100	93	100	117	100	145
120	57	120	83	120	113
		130	64	140	74



Pompa Tipi	KSP 100-8/A	
Kademe Sayısı v	8	
Motor	HP	100
	Gövde	280 S4
Flanşlar	DN1 (Emme) (mm)	125
	DN2 (Basma) (mm)	100
Boyut Ölçüsü (mm)	A	1566
	B	958
	C	720
	L	2524
	lc	2032
	lb	1632
	K	100
	P	660
	Pa	620
	h1	300
h2	250	
Kaplin Ölçüsü (ϕ) (mm)	200	
Ağırlık (kg)	1100	

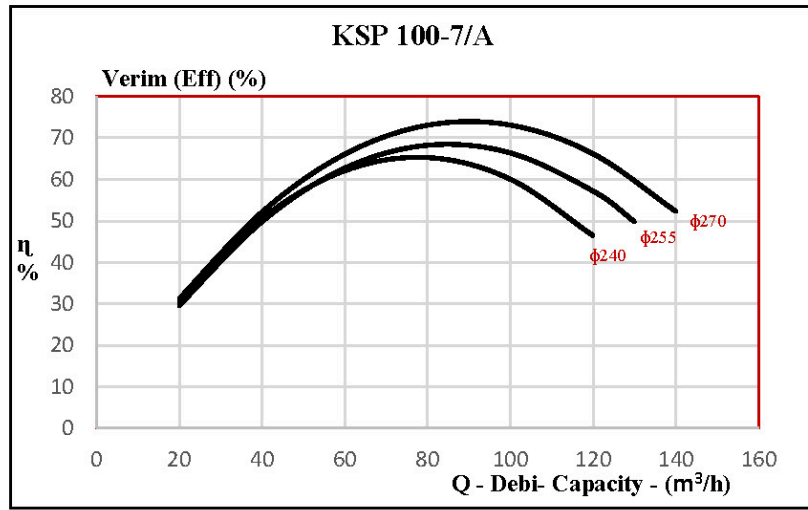
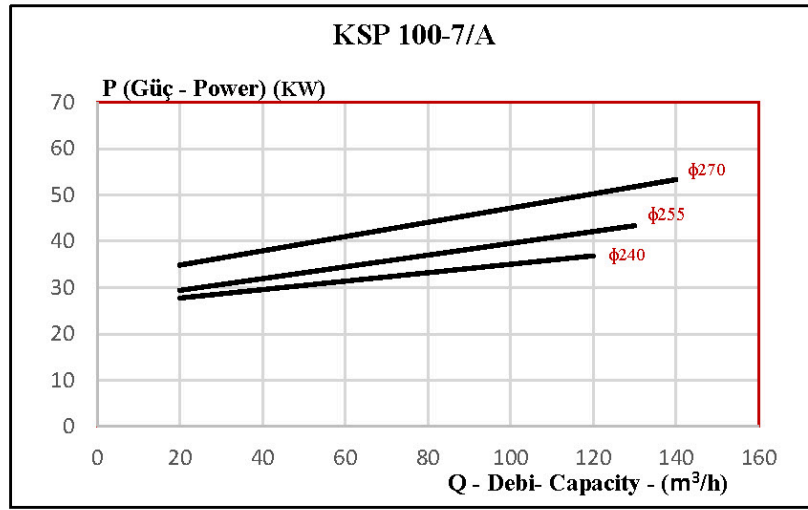
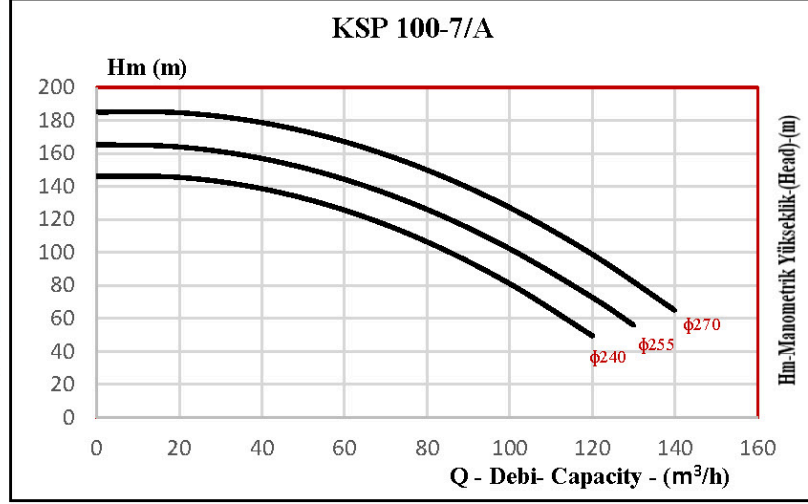
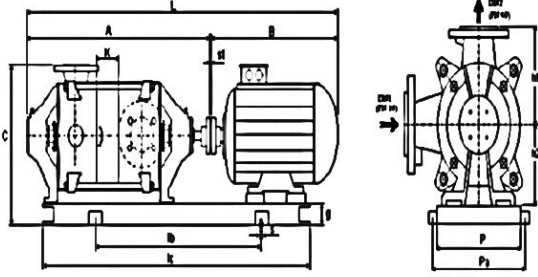


KSP 100-7/A

Pompa Bilgileri			
Pompa Tipi	KSP 100-7/A	Sızdırmazlık	Yumuşak Salmastra
Çark Çapı (mm) ϕ	240-255-270	Yoğunluk (kg/m ³)	1
Sıvı Cinsi	Su	Sıcaklık	-1°C - +110°C

Motor Bilgileri	
Güç (HP)	75
Voltaj (Volt)	380
Faz	3
Frekans (Hz)	50-60
Devir (rpm) (d/dk)	1500

ϕ 240		ϕ 255		ϕ 270	
Q (m ³ /h)	Hm (m)	Q (m ³ /h)	Hm (m)	Q (m ³ /h)	Hm (m)
20	145	20	164	20	185
40	139	40	157	40	179
60	126	60	144	60	167
80	106	80	126	80	150
100	81	100	102	100	127
120	50	120	73	120	99
		130	56	140	65

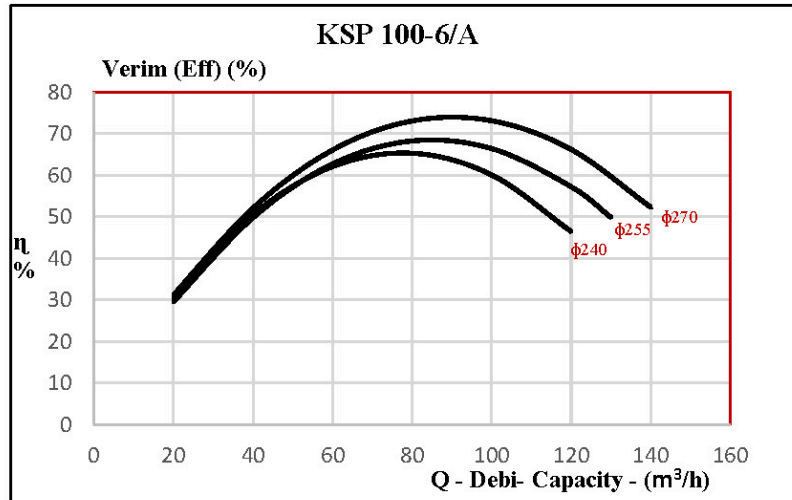
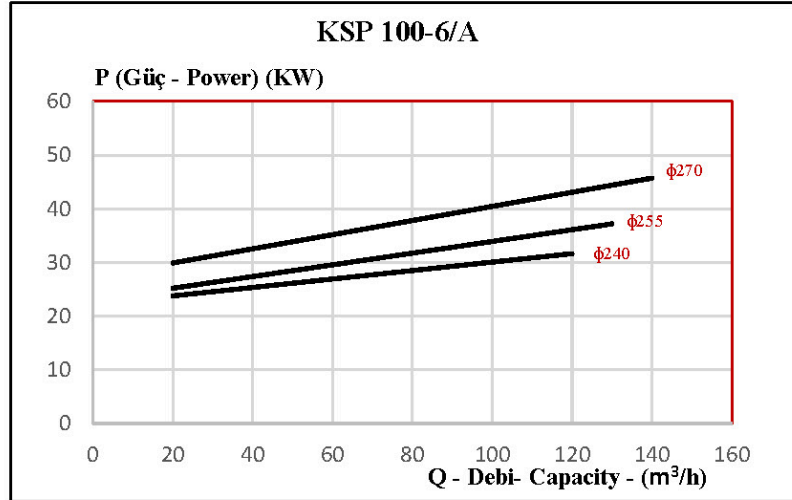
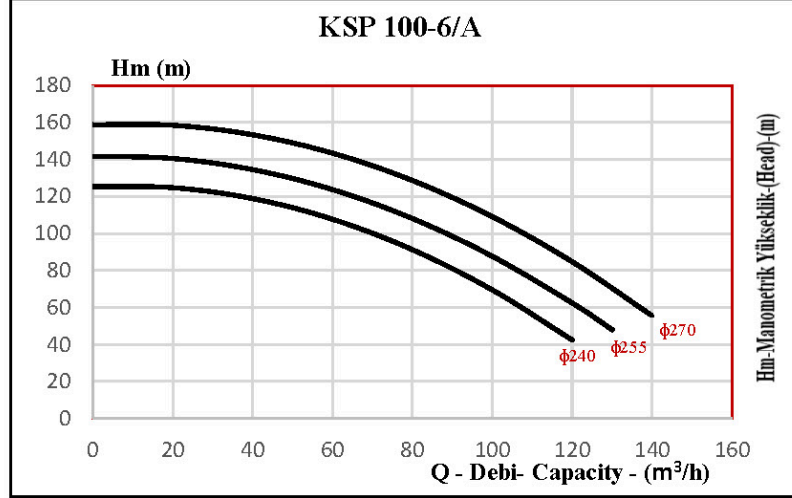
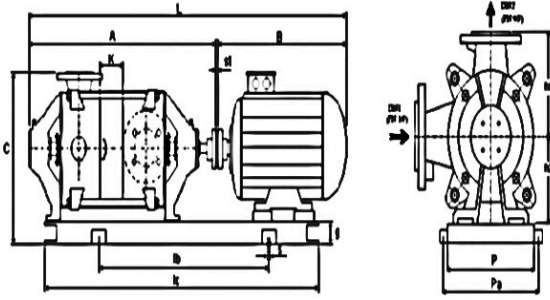


Pompa Tipi	KSP 100-7/A	
Kademe Sayısı	7	
Motor	HP	75
	Gövde	250 M4
Flanşlar	DN1 (Emme) (mm)	125
	DN2 (Basma) (mm)	100
Boyut Ölçüsü (mm)	A	1466
	B	900
	C	720
	L	2186
	lc	1877
	lb	1477
	K	100
	P	660
	Pa	620
	h1	300
h2	250	
Kaplin Ölçüsü (ϕ) (mm)	180	
Ağırlık (kg)	920	

KSP 100-6/A

Pompa Bilgileri				Motor Bilgileri	
Pompa Tipi	KSP 100-6/A	Sızdırmazlık	Yumuşak Salmastra	Güç (HP)	60
Çark Çapı (mm) ϕ	240-255-270	Yoğunluk (kg/m ³)	1	Voltaj (Volt)	380
Sıvı Cinsi	Su	Sıcaklık	-1°C - +110°C	Faz	3
				Frekans (Hz)	50-60
				Devir (rpm) (d/dk)	1500

ϕ 240		ϕ 255		ϕ 270	
Q (m ³ /h)	Hm (m)	Q (m ³ /h)	Hm (m)	Q (m ³ /h)	Hm (m)
20	125	20	140	20	158
40	119	40	134	40	153
60	108	60	124	60	143
80	91	80	108	80	129
100	70	100	88	100	109
120	43	120	62	120	85
		130	48	140	56

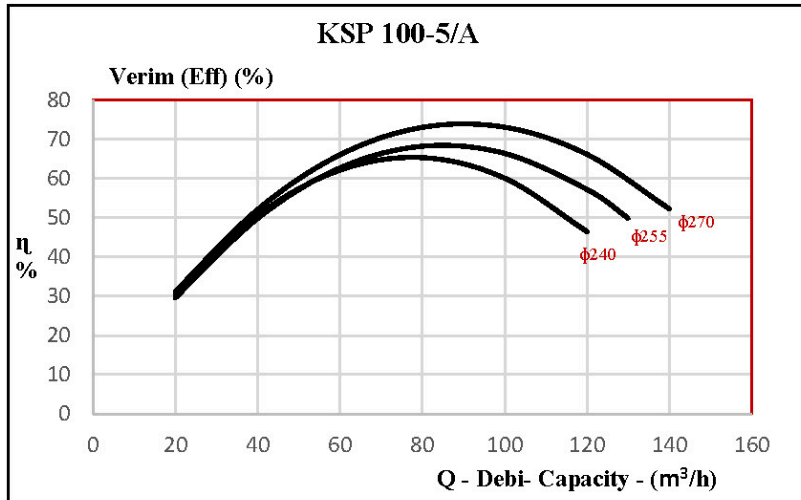
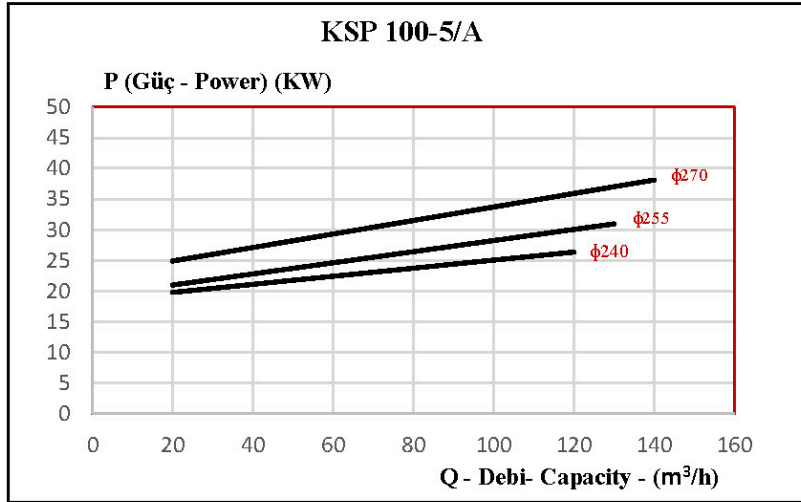
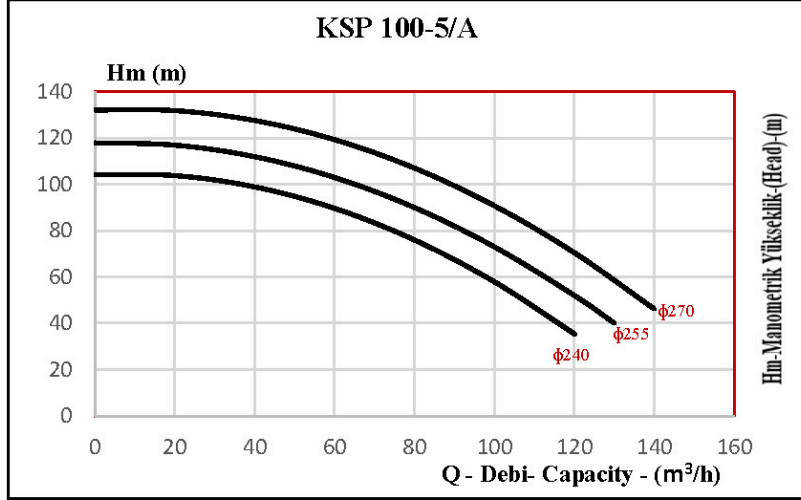
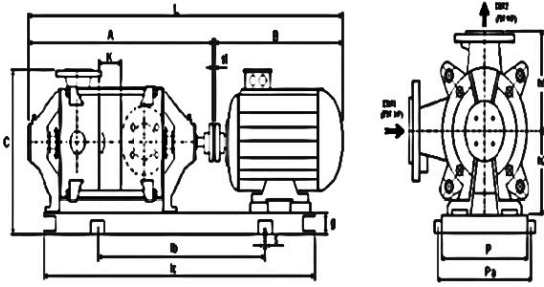


Pompa Tipi	KSP 100-6/A	
Kademe Sayısı	6	
Motor	HP	60
	Gövde	225 M4
Flanşlar	DN1 (Emme) (mm)	125
	DN2 (Basma) (mm)	100
Boyut Ölçüsü (mm)	A	1366
	B	820
	C	670
	L	2186
	lc	1670
	lb	1270
	K	100
	P	485
	Pa	545
	h1	300
h2	250	
Kaplin Ölçüsü (ϕ) (mm)	160	
Ağırlık (kg)	800	

KSP 100-5/A

Pompa Bilgileri				Motor Bilgileri	
Pompa Tipi	KSP 100-5/A	Sızdırmazlık	Yumuşak Salmastra	Güç (HP)	50
Çark Çapı (mm) ϕ	240-255-270	Yoğunluk (kg/m ³)	1	Voltaj (Volt)	380
Sıvı Cinsi	Su	Sıcaklık	-1°C - +110°C	Faz	3
				Frekans (Hz)	50-60
				Devir (rpm) (d/dk)	1500

ϕ 240		ϕ 255		ϕ 270	
Q (m ³ /h)	Hm (m)	Q (m ³ /h)	Hm (m)	Q (m ³ /h)	Hm (m)
20	104	20	117	20	132
40	99	40	112	40	128
60	90	60	103	60	119
80	76	80	90	80	107
100	58	100	73	100	91
120	35	120	52	120	71
		130	40	140	46

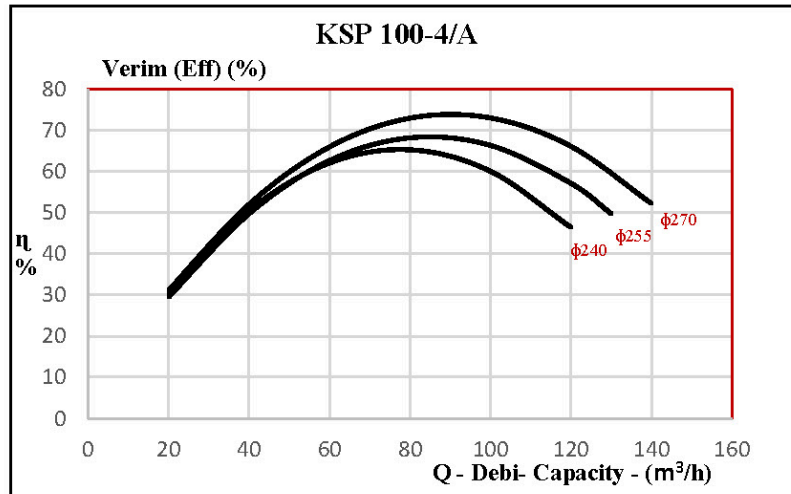
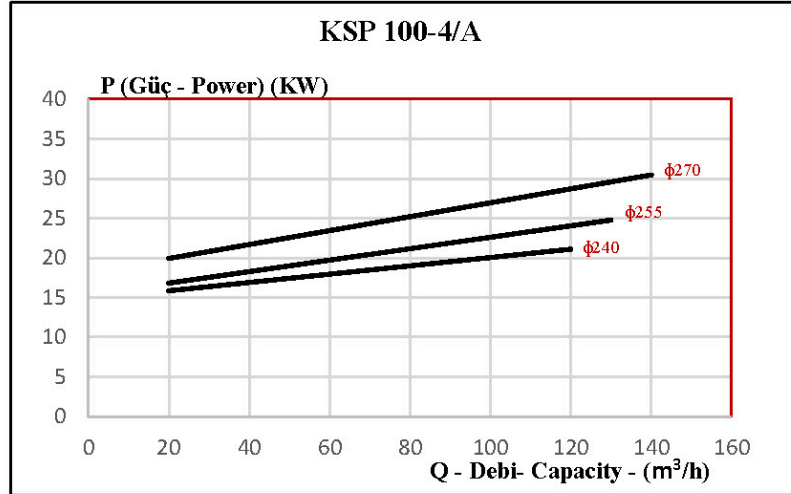
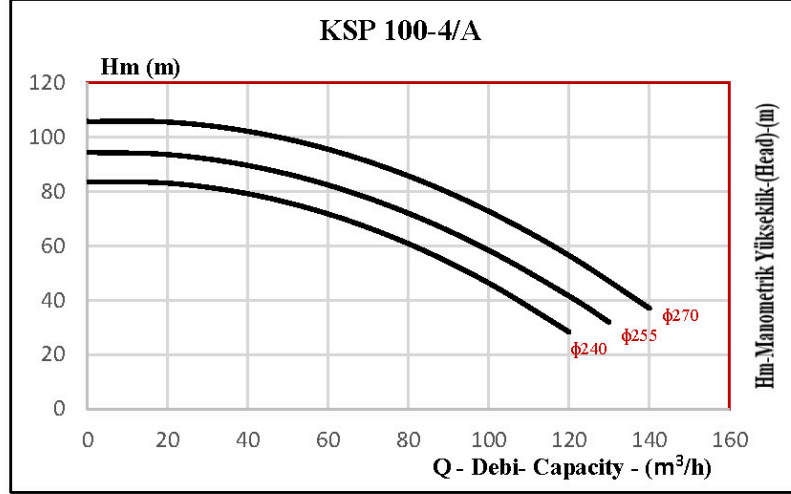
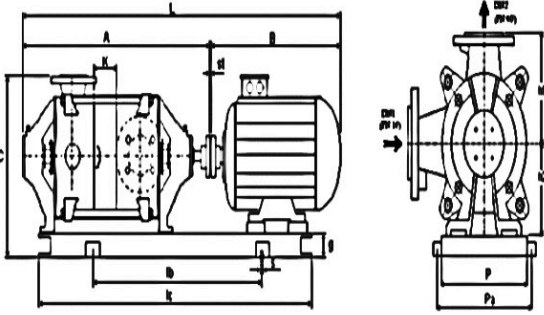


Pompa Tipi	KSP 100-5/A	
Kademe Sayısı	5	
Motor	HP	50
	Gövde	225 S4
Flanşlar	DN1 (Emme) (mm)	125
	DN2 (Basma) (mm)	100
Boyut Ölçüsü (mm)	A	1266
	B	795
	C	670
	L	2061
	lc	1557
	lb	1157
	K	100
	P	485
	Pa	545
	h1	300
h2	250	
Kaplin Ölçüsü (ϕ) (mm)	160	
Ağırlık (kg)	740	

KSP 100-4/A

Pompa Bilgileri				Motor Bilgileri	
Pompa Tipi	KSP 100-4/A	Sızdırmazlık	Yumuşak Salmastra	Güç (HP)	40
Çark Çapı (mm) ϕ	240-255-270	Yoğunluk (kg/m ³)	1	Voltaj (Volt)	380
Sıvı Cinsi	Su	Sıcaklık	-1°C - +110°C	Faz	3
				Frekans (Hz)	50-60
				Devir (rpm) (d/dk)	1500

ϕ 240		ϕ 255		ϕ 270	
Q (m ³ /h)	Hm (m)	Q (m ³ /h)	Hm (m)	Q (m ³ /h)	Hm (m)
20	83	20	94	20	106
40	79	40	90	40	102
60	72	60	82	60	96
80	61	80	72	80	86
100	46	100	58	100	73
120	28	120	42	120	56
		130	32	140	37

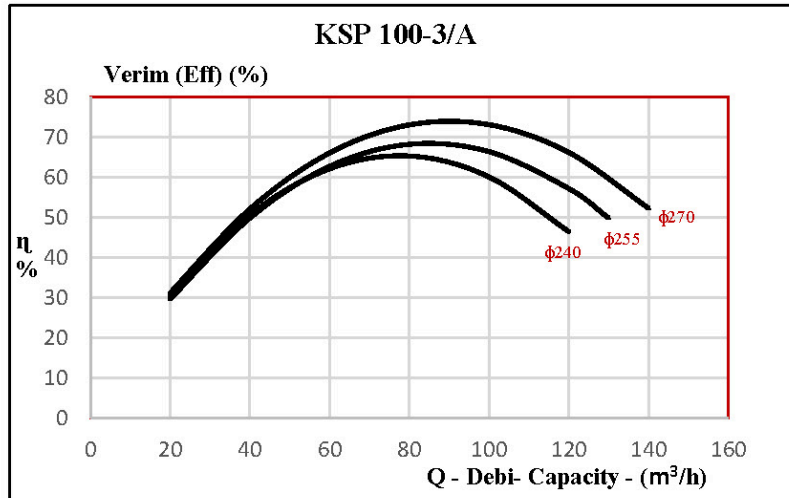
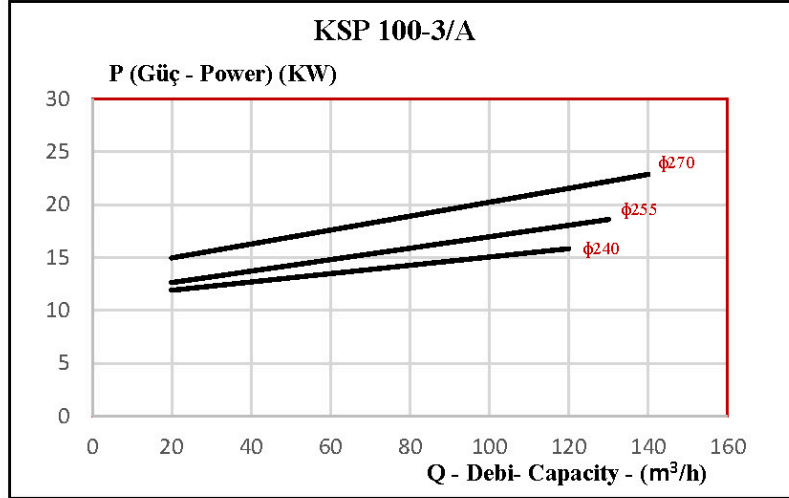
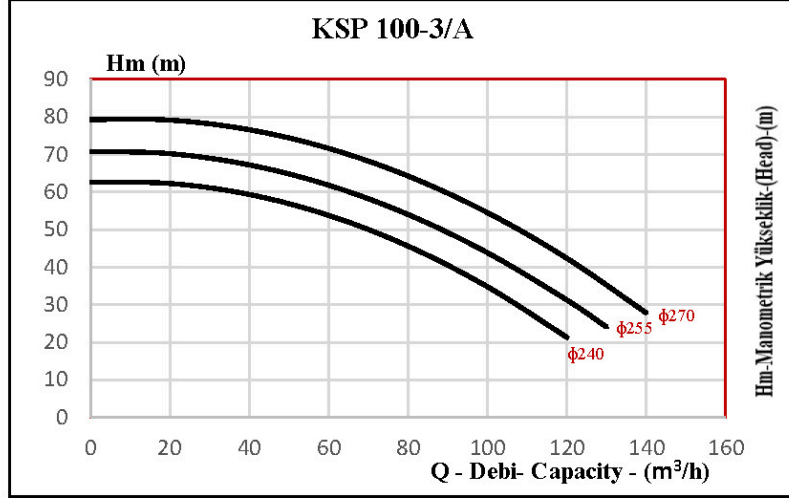
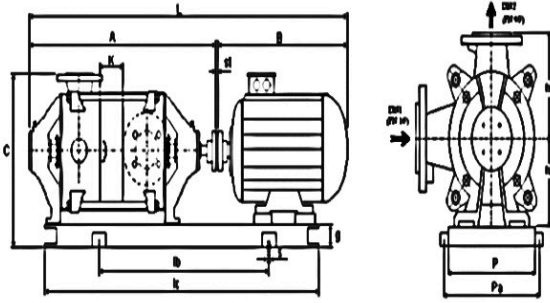


Pompa Tipi	KSP 100-4/A	
Kademe Sayısı	4	
Motor	HP	40
	Gövde	200 L4
Flanşlar	DN1 (Emme) (mm)	125
	DN2 (Basma) (mm)	100
Boyut Ölçüsü (mm)	A	1166
	B	747
	C	650
	L	1913
	lc	1410
	lb	1010
	K	100
	P	440
	Pa	500
	h1	300
h2	250	
Kaplin Ölçüsü (ϕ) (mm)	140	
Ağırlık (kg)	650	

KSP 100-3/A

Pompa Bilgileri				Motor Bilgileri	
Pompa Tipi	KSP 100-3/A	Sızdırmazlık	Yumuşak Salmastra	Güç (HP)	30
Çark Çapı (mm) ϕ	240-255-270	Yoğunluk (kg/m ³)	1	Voltaj (Volt)	380
Sıvı Cinsi	Su	Sıcaklık	-1°C - +110°C	Faz	3
				Frekans (Hz)	50-60
				Devir (rpm) (d/dk)	1500

ϕ 240		ϕ 255		ϕ 270	
Q (m ³ /h)	Hm (m)	Q (m ³ /h)	Hm (m)	Q (m ³ /h)	Hm (m)
20	62	20	70	20	79
40	59	40	67	40	77
60	54	60	62	60	72
80	46	80	54	80	64
100	35	100	44	100	54
120	21	120	31	120	42
		130	24	140	28

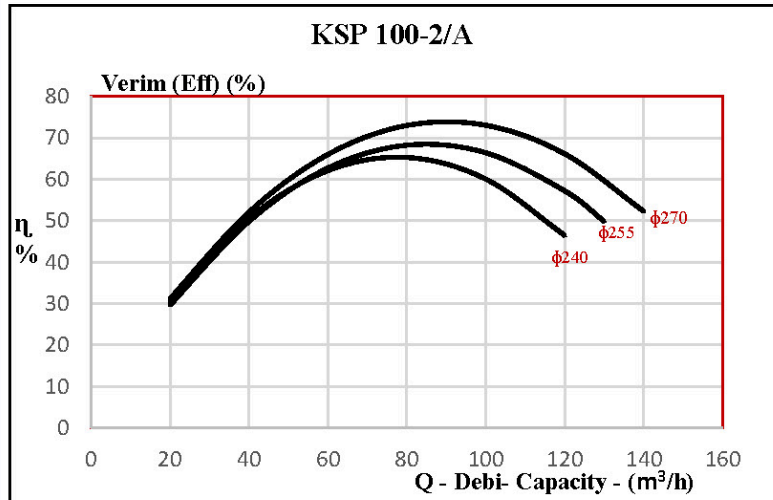
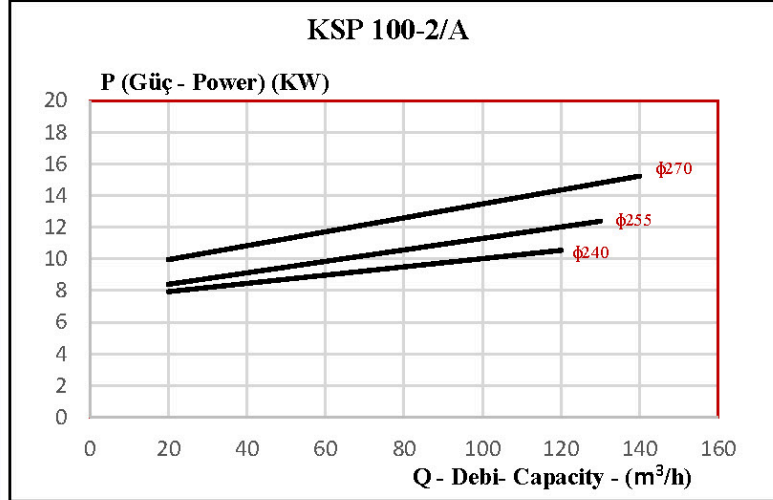
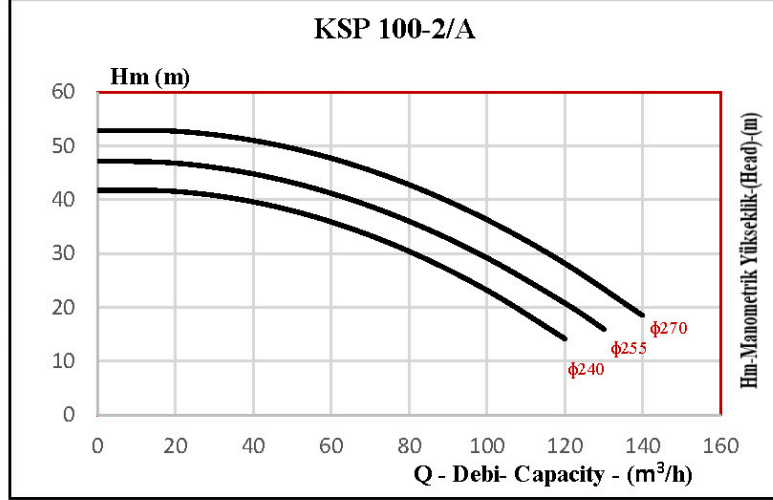
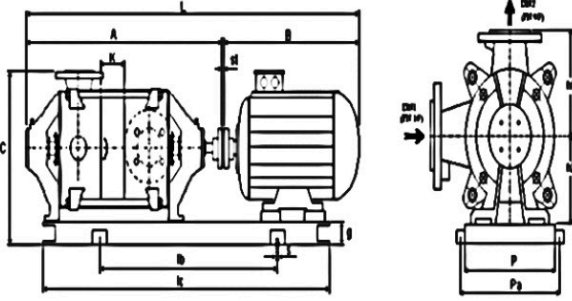


Pompa Tipi	KSP 100-3/A	
Kademe Sayısı	3	
Motor	HP	30
	Gövde	180 L4
Flanşlar	DN1 (Emme) (mm)	125
	DN2 (Basma) (mm)	100
Boyut Ölçüsü (mm)	A	1066
	B	697
	C	650
	L	1763
	lc	1327
	lb	927
	K	100
	P	440
	Pa	500
	h1	300
h2	250	
Kaplin Ölçüsü (ϕ) (mm)	140	
Ağırlık (kg)	610	

KSP 100-2/A

Pompa Bilgileri				Motor Bilgileri	
Pompa Tipi	KSP 100-2/A	Sızdırmazlık	Yumuşak Salmastra	Güç (HP)	20
Çark Çapı (mm) ϕ	240-255-270	Yoğunluk (kg/m ³)	1	Voltaj (Volt)	380
Sıvı Cinsi	Su	Sıcaklık	-1°C - +110°C	Faz	3
				Frekans (Hz)	50-60
				Devir (rpm) (d/dk)	1500

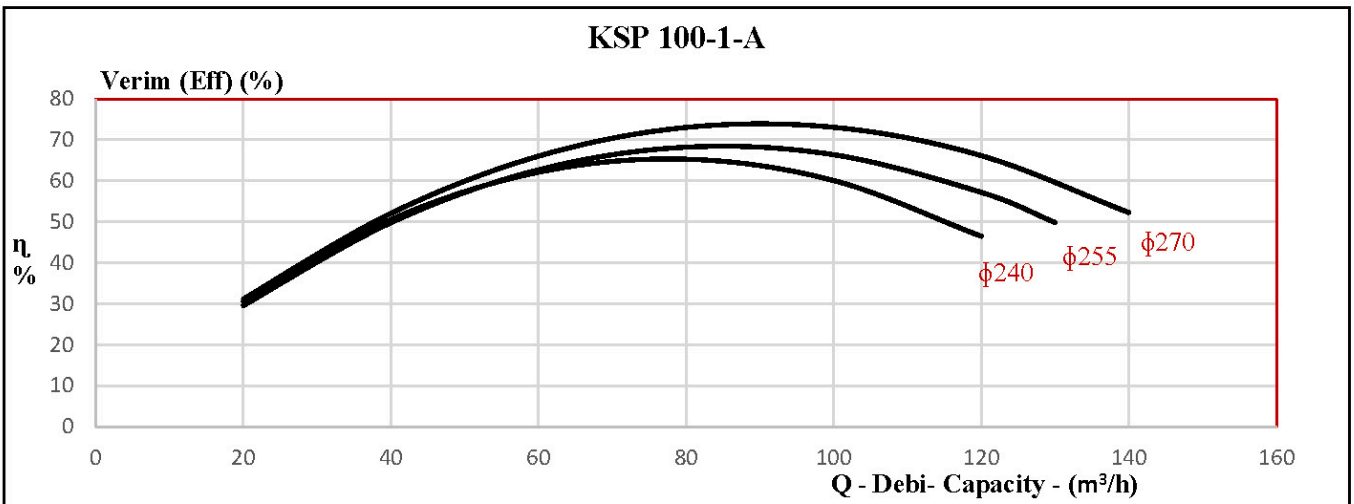
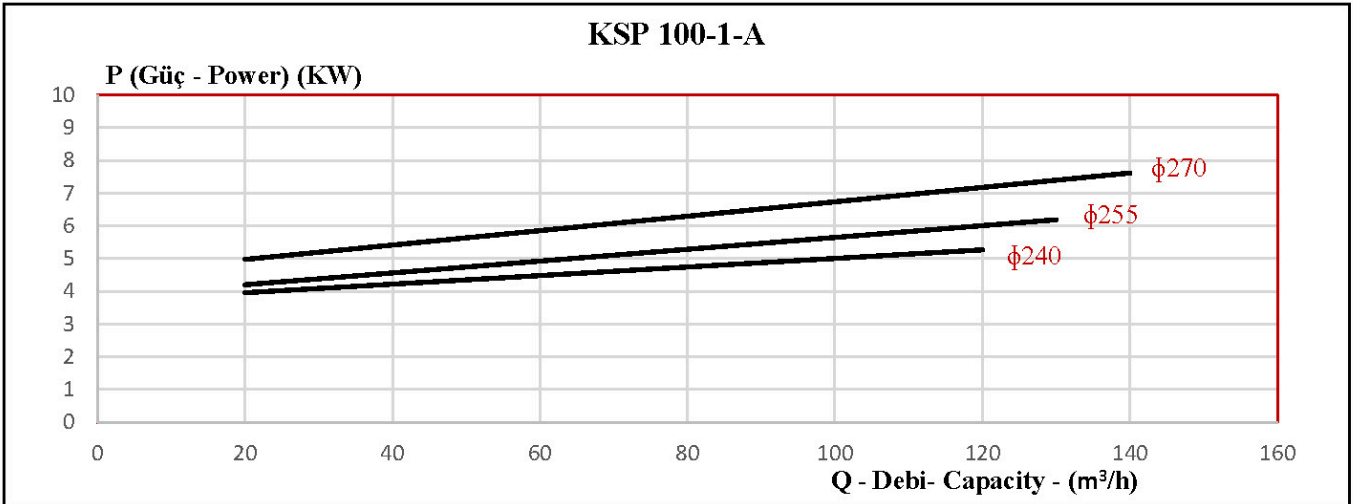
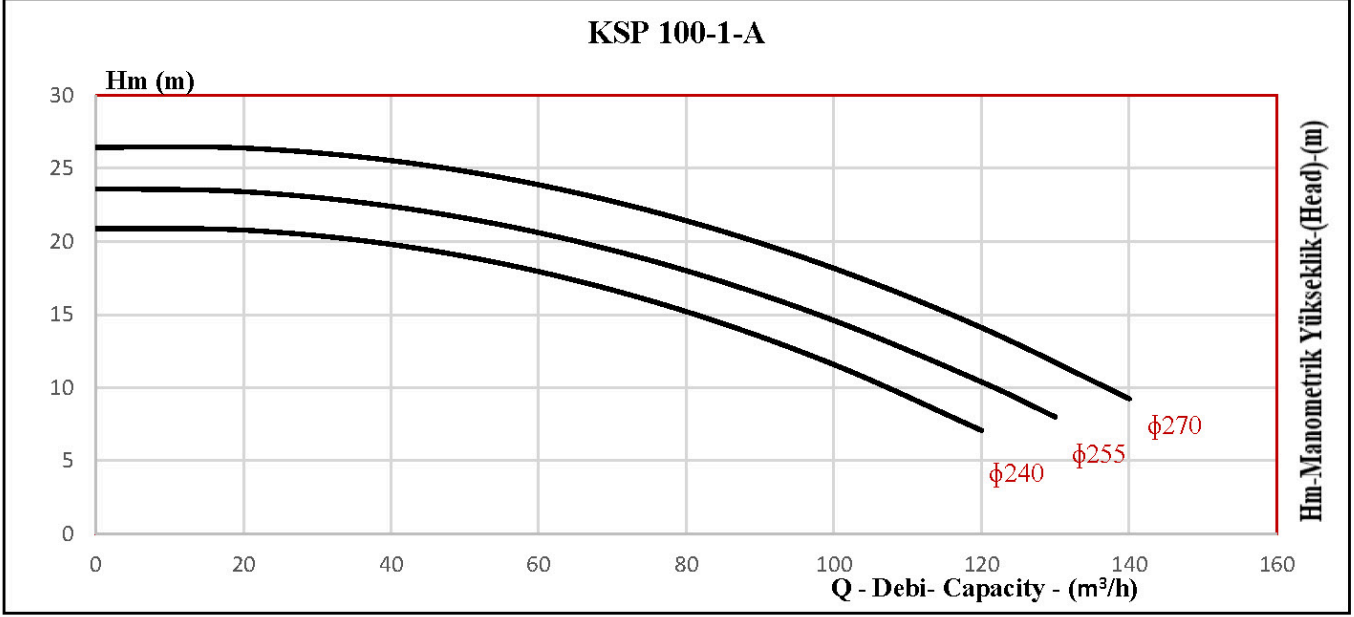
ϕ 240		ϕ 255		ϕ 270	
Q (m ³ /h)	Hm (m)	Q (m ³ /h)	Hm (m)	Q (m ³ /h)	Hm (m)
20	42	20	47	20	53
40	40	40	45	40	51
60	36	60	41	60	48
80	30	80	36	80	43
100	23	100	29	100	36
120	14	120	21	120	28
		130	16	140	19



Pompa Tipi	KSP 100-2/A	
Kademe Sayısı	2	
Motor	HP	20
	Gövde	160 L4
Flanşlar	DN1 (Emme) (mm)	125
	DN2 (Basma) (mm)	100
Boyut Ölçüsü (mm)	A	866
	B	645
	C	650
	L	1511
	lc	1180
	lb	780
	K	100
	P	440
	Pa	500
	h1	300
	h2	250
Kaplin Ölçüsü (ϕ) (mm)	125	
Ağırlık (kg)	560	

1450 d/dk

TEK KADEME İÇİN KARAKTERİSTİK EĞRİLER
Single Stage Performance Curves



KSP 100-A

KSP 100-1-A

KSP 100-2-A

KSP 100-3-A

KSP 100-4-A

KSP 100-5-A


KSP 100-6-A

KSP 100-7-A

KSP 100-8-A

KSP 100-9-A

KSP 100-A

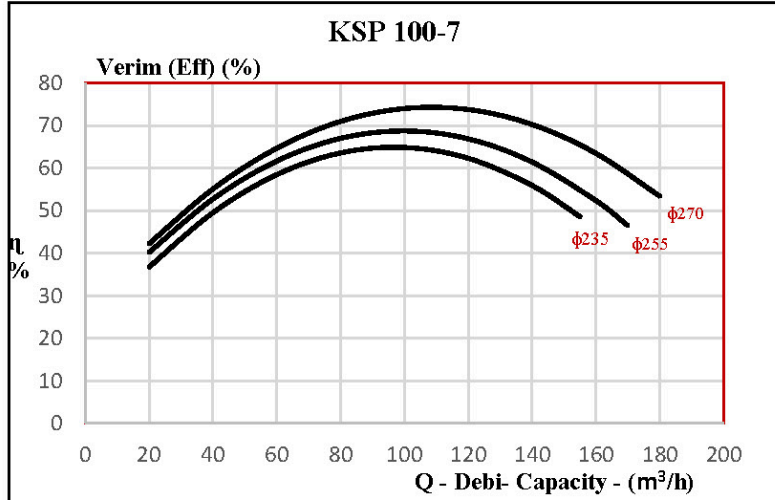
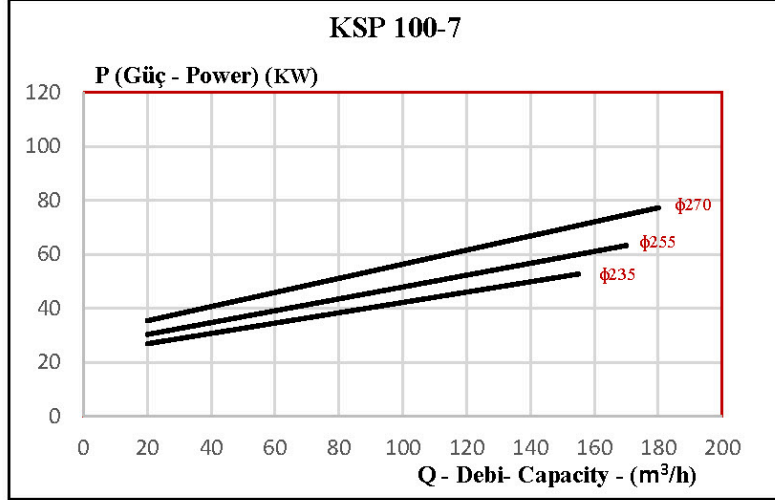
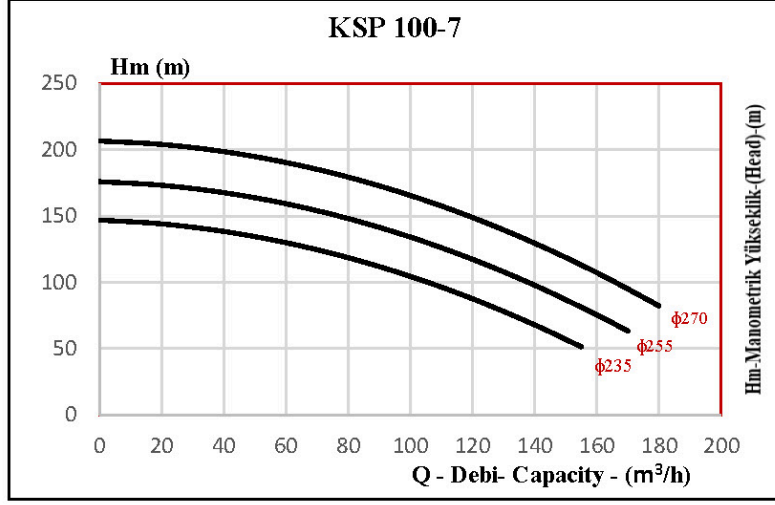
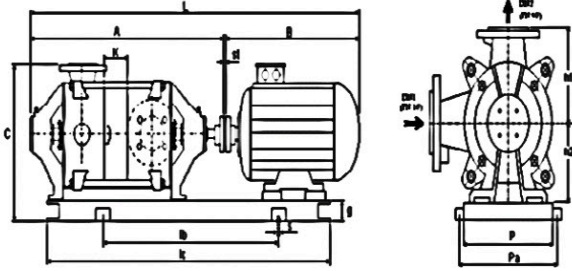


KSP 100-7

Pompa Bilgileri			
Pompa Tipi	KSP 100-7	Sızdırmazlık	Yumuşak Salmastra
Çark Çapı (mm) ϕ	235-255-270	Yoğunluk (kg/m ³)	1
Sıvı Cinsi	Su	Sıcaklık	-1°C - +110°C

Motor Bilgileri	
Güç (HP)	100
Voltaj (Volt)	380
Faz	3
Frekans (Hz)	50-60
Devir (rpm) (d/dk)	1500

ϕ 235		ϕ 255		ϕ 270	
Q (m ³ /h)	Hm (m)	Q (m ³ /h)	Hm (m)	Q (m ³ /h)	Hm (m)
20	144	20	173	20	195
40	138	40	168	40	189
60	130	60	159	60	181
80	119	80	148	80	170
100	105	100	134	100	156
120	88	120	117	120	140
140	68	140	98	140	120
155	51	160	75	160	98
		170	63	180	73

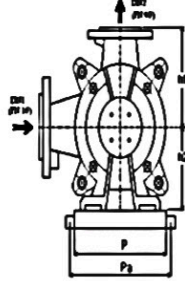
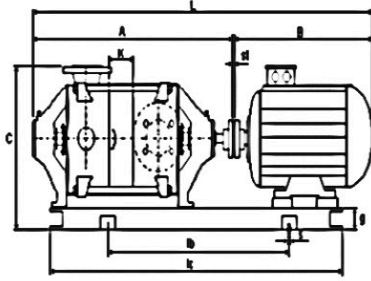


Pompa Tipi	KSP 100-7	
Kademe Sayısı	7	
Motor	HP	100
	Gövde	280 S4
Flanşlar	DN1 (Emme) (mm)	125
	DN2 (Basma) (mm)	100
Boyut Ölçüsü (mm)	A	1466
	B	958
	C	720
	L	2479
	lc	1955
	lb	1555
	K	100
	P	660
	Pa	620
	h1	300
h2	250	
Kaplin Ölçüsü (ϕ) (mm)	200	
Ağırlık (kg)	1110	

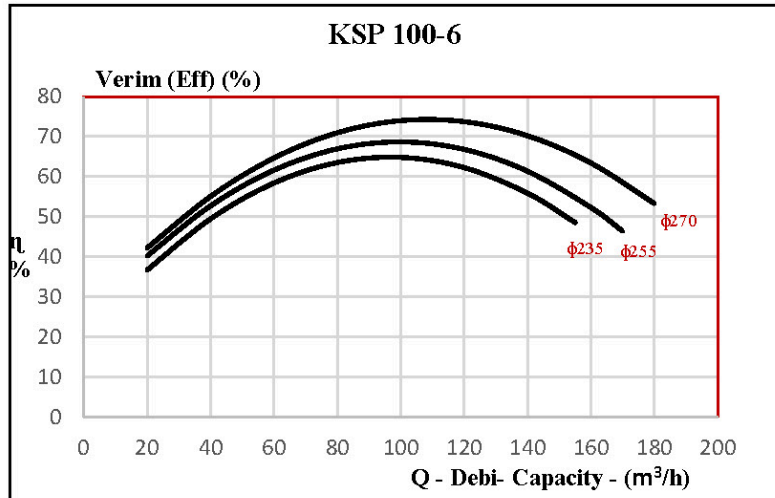
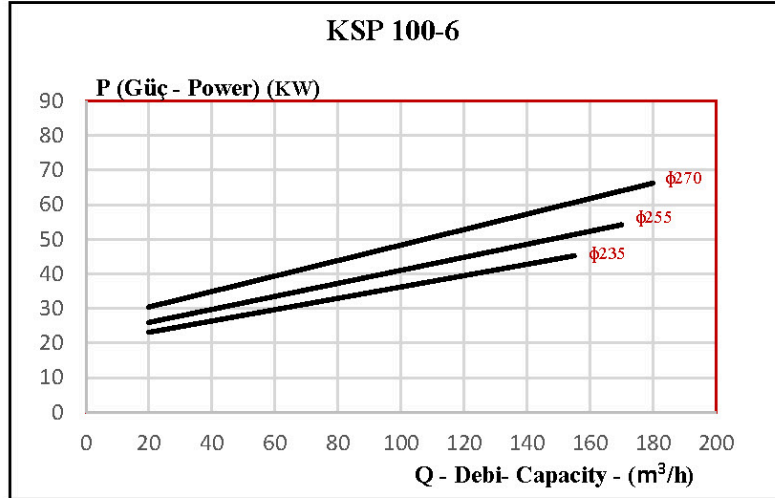
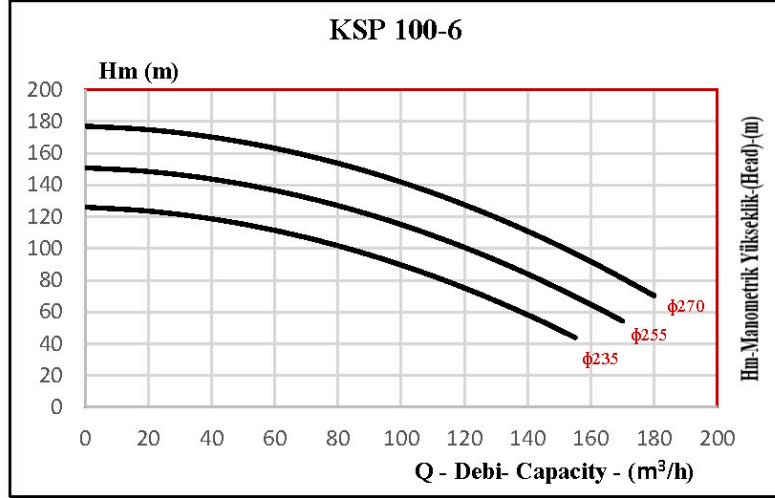
KSP 100-6

Pompa Bilgileri				Motor Bilgileri	
Pompa Tipi	KSP 100-6	Sızdırmazlık	Yumuşak Salmastra	Güç (HP)	75-100
Çark Çapı (mm) ϕ	285-300-320	Yoğunluk (kg/m ³)	1	Voltaj (Volt)	380
Sıvı Cinsi	Su	Sıcaklık	-1°C - +110°C	Faz	3
				Frekans (Hz)	50-60
				Devir (rpm) (d/dk)	1500

ϕ 235		ϕ 255		ϕ 270	
Q (m ³ /h)	Hm (m)	Q (m ³ /h)	Hm (m)	Q (m ³ /h)	Hm (m)
20	124	20	148	20	167
40	119	40	144	40	162
60	111	60	136	60	155
80	102	80	127	80	146
100	90	100	115	100	134
120	75	120	101	120	120
140	58	140	84	140	103
155	44	160	65	160	84
		170	54	180	62



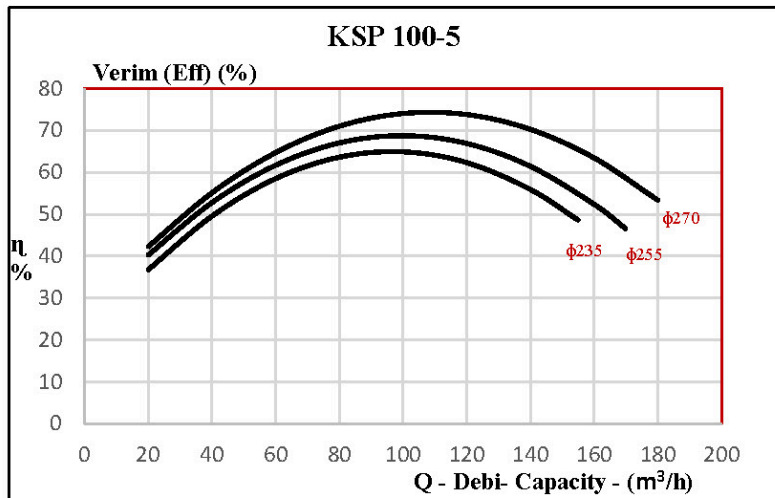
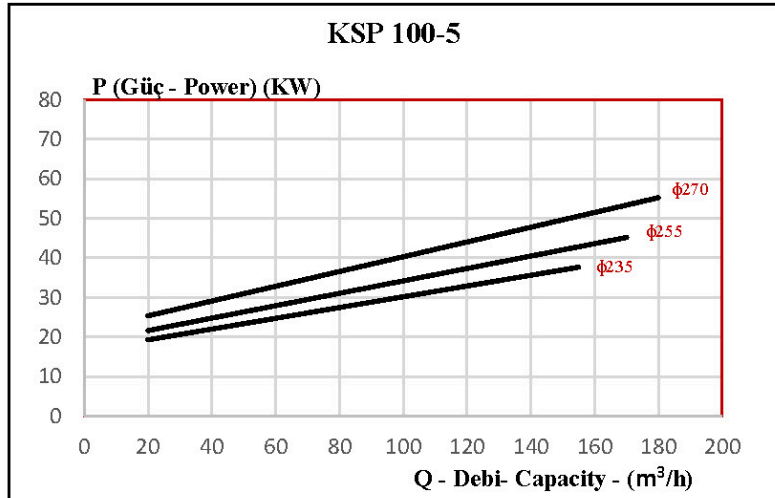
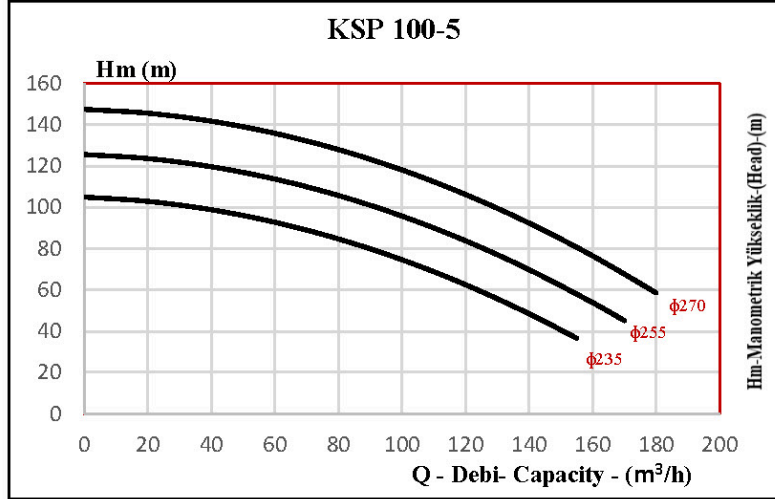
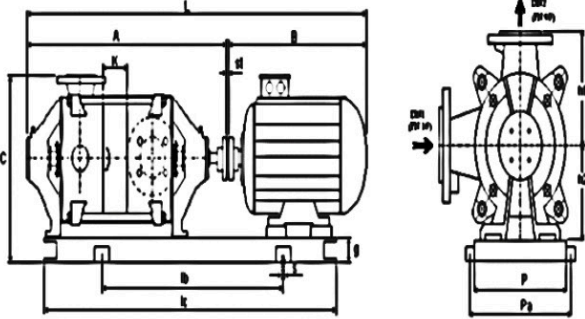
Pompa Tipi		KSP 100-6	
Kademe Sayısı		6	
Motor	HP	75	100
	Gövde	250 M4	280 S4
Flanşlar	DN1 (Emme) (mm)	125	
	DN2 (Basma) (mm)	100	
Boyut Ölçüsü (mm)	A	1366	1366
	B	900	958
	C	670	670
	L	2316	2324
	lc	1800	1808
	lb	1400	1408
	K	100	100
	P	485	485
	Pa	545	545
	h1	300	300
h2	250	250	
Kaplin Ölçüsü (ϕ) (mm)		180	180
Ağırlık (kg)		925	950



KSP 100-5

Pompa Bilgileri				Motor Bilgileri	
Pompa Tipi	KSP 100-5	Sızdırmazlık	Yumuşak Salmastra	Güç (HP)	75
Çark Çapı (mm) ϕ	235-255-270	Yoğunluk (kg/m ³)	1	Voltaj (Volt)	380
Sıvı Cinsi	Su	Sıcaklık	-1°C - +110°C	Faz	3
				Frekans (Hz)	50-60
				Devir (rpm) (d/dk)	1500

ϕ 235		ϕ 255		ϕ 270	
Q (m ³ /h)	Hm (m)	Q (m ³ /h)	Hm (m)	Q (m ³ /h)	Hm (m)
20	103	20	124	20	139
40	99	40	120	40	135
60	93	60	114	60	129
80	85	80	106	80	121
100	75	100	96	100	112
120	63	120	84	120	100
140	49	140	70	140	86
155	37	160	54	160	70
		170	45	180	52



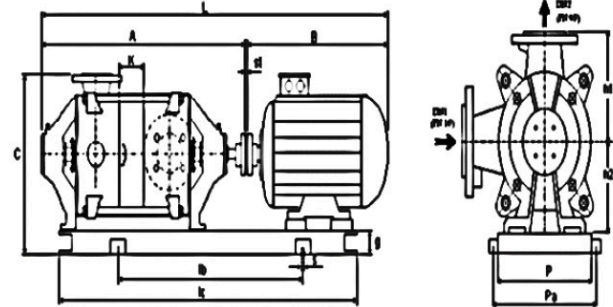
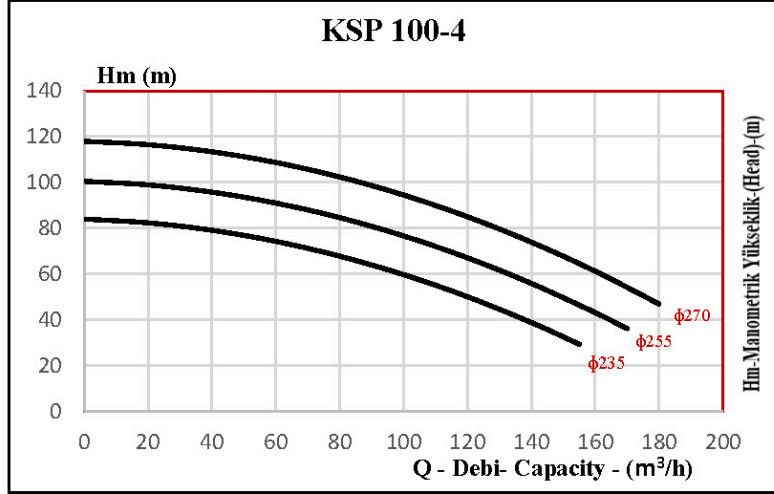
Pompa Tipi	KSP 100-5	
Kademe Sayısı	5	
Motor	HP	75
	Gövde	250 M4
Flanşlar	DN1 (Emme) (mm)	125
	DN2 (Basma) (mm)	100
Boyut Ölçüsü (mm)	A	1266
	B	900
	C	670
	L	2216
	lc	1700
	lb	1300
	K	100
	P	485
	Pa	545
	h1	300
h2	250	
Kaplin Ölçüsü (ϕ) (mm)	180	
Ağırlık (kg)	878	

KSP 100-4

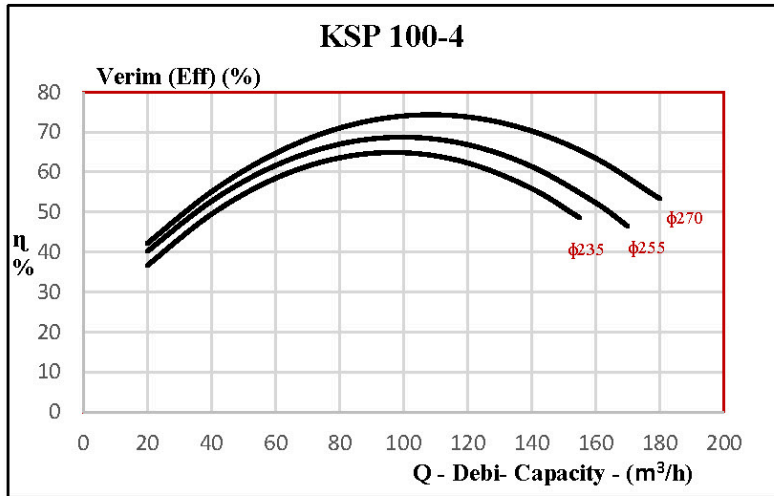
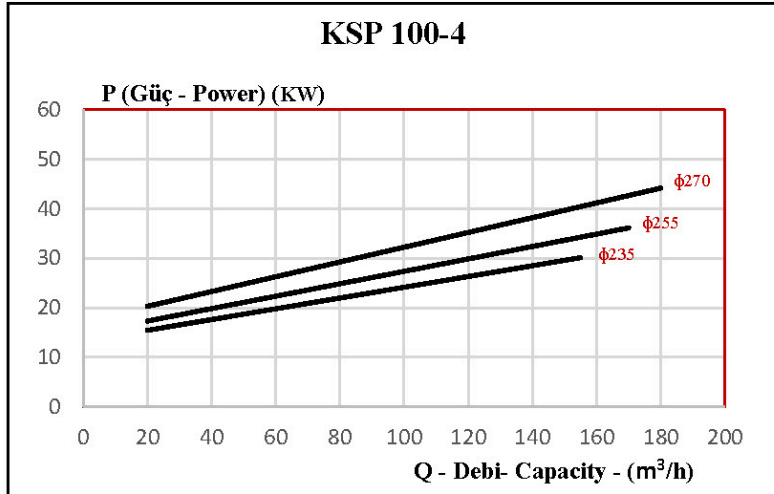
Pompa Bilgileri			
Pompa Tipi	KSP 100-4	Sızdırmazlık	Yumuşak Salmastra
Çark Çapı (mm) ϕ	235-255-270	Yoğunluk (kg/m ³)	1
Sıvı Cinsi	Su	Sıcaklık	-1°C - +110°C

Motor Bilgileri	
Güç (HP)	60
Voltaj (Volt)	380
Faz	3
Frekans (Hz)	50-60
Devir (rpm) (d/dk)	1500

ϕ 235		ϕ 255		ϕ 270	
Q (m ³ /h)	Hm (m)	Q (m ³ /h)	Hm (m)	Q (m ³ /h)	Hm (m)
20	82	20	99	20	111
40	79	40	96	40	108
60	74	60	91	60	103
80	68	80	85	80	97
100	60	100	77	100	89
120	50	120	67	120	80
140	39	140	56	140	69
155	29	160	43	160	56
		170	36	180	42



Pompa Tipi	KSP 100-4	
Kademe Sayısı	4	
Motor	HP	60
	Gövde	225 M4
Flanşlar	DN1 (Emme) (mm)	125
	DN2 (Basma) (mm)	100
Boyut Ölçüsü (mm)	A	1166
	B	820
	C	650
	L	2031
	lc	1540
	lb	1140
	K	100
	P	440
	Pa	500
	h1	300
h2	250	
Kaplin Ölçüsü (ϕ) (mm)	160	
Ağırlık (kg)	734	

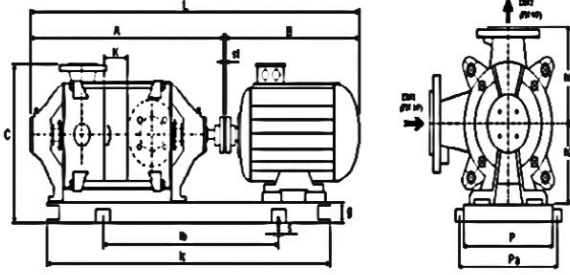
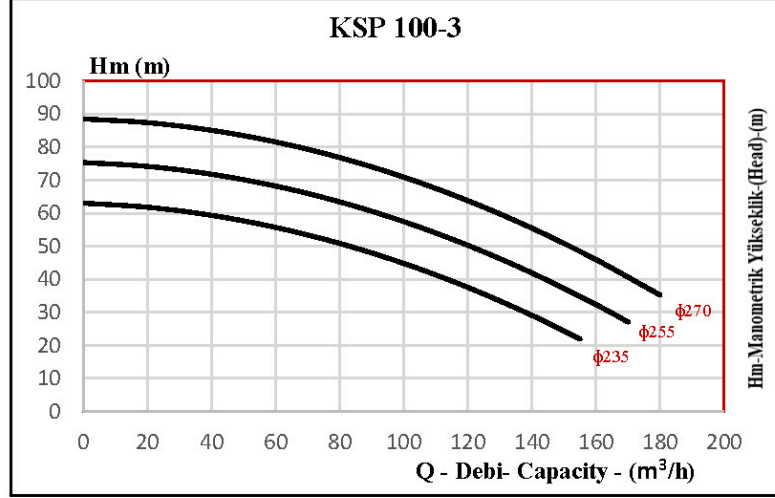


KSP 100-3

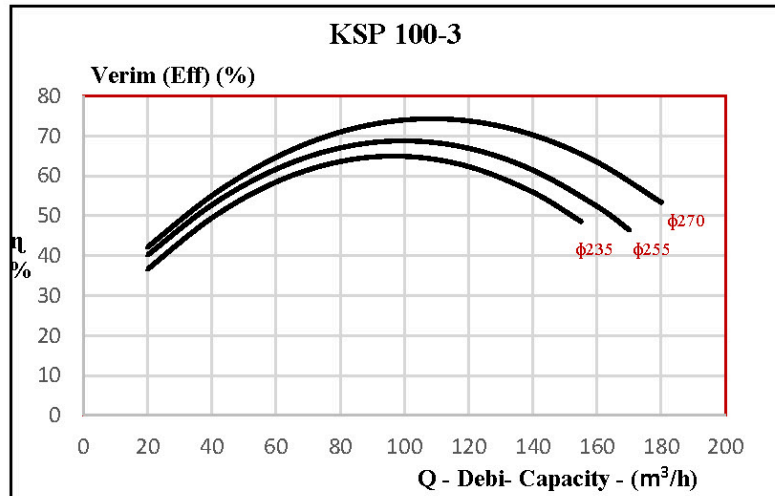
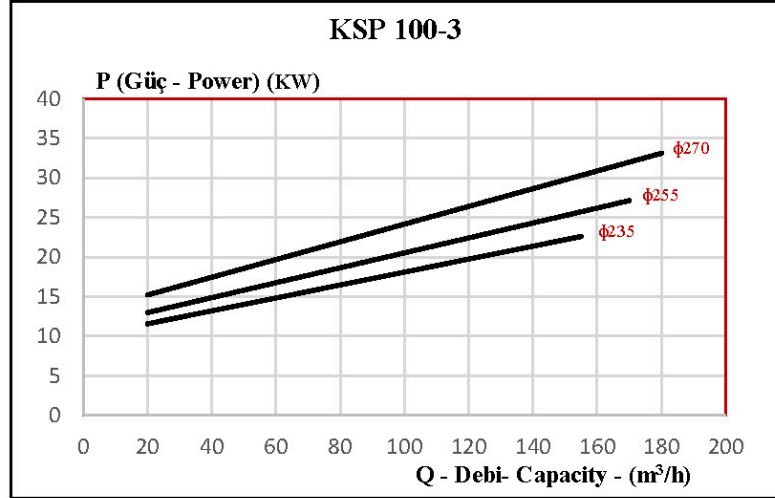
Pompa Bilgileri			
Pompa Tipi	KSP 100-3	Sızdırmazlık	Yumuşak Salmastra
Çark Çapı (mm) ϕ	235-255-270	Yoğunluk (kg/m ³)	1
Sıvı Cinsi	Su	Sıcaklık	-1°C - +110°C

Motor Bilgileri	
Güç (HP)	50
Voltaj (Volt)	380
Faz	3
Frekans (Hz)	50-60
Devir (rpm) (d/dk)	1500

ϕ 235		ϕ 255		ϕ 270	
Q (m ³ /h)	Hm (m)	Q (m ³ /h)	Hm (m)	Q (m ³ /h)	Hm (m)
20	62	20	74	20	83
40	59	40	72	40	81
60	56	60	68	60	78
80	51	80	63	80	73
100	45	100	57	100	67
120	38	120	50	120	60
140	29	140	42	140	51
155	22	160	32	160	42
		170	27	180	31



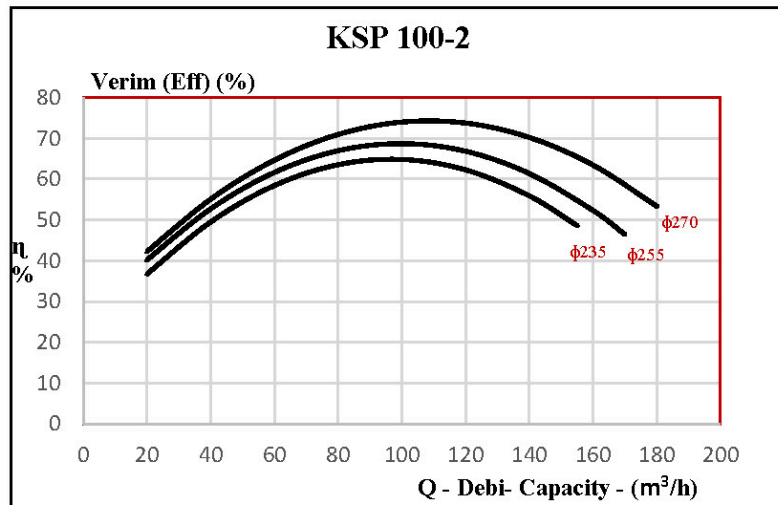
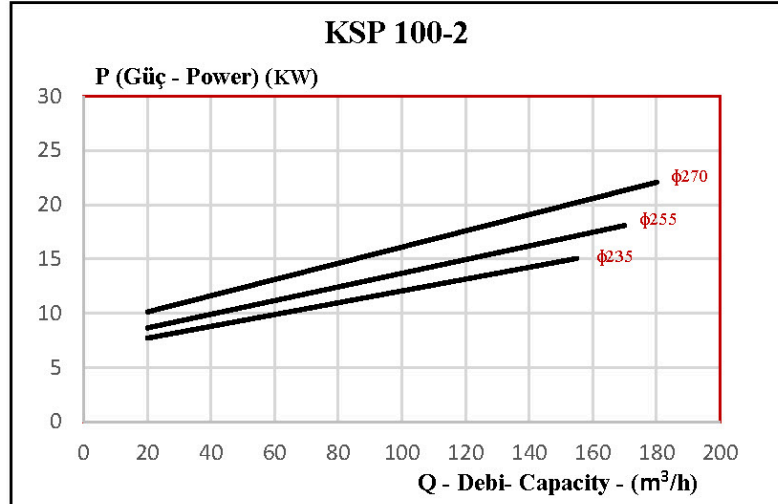
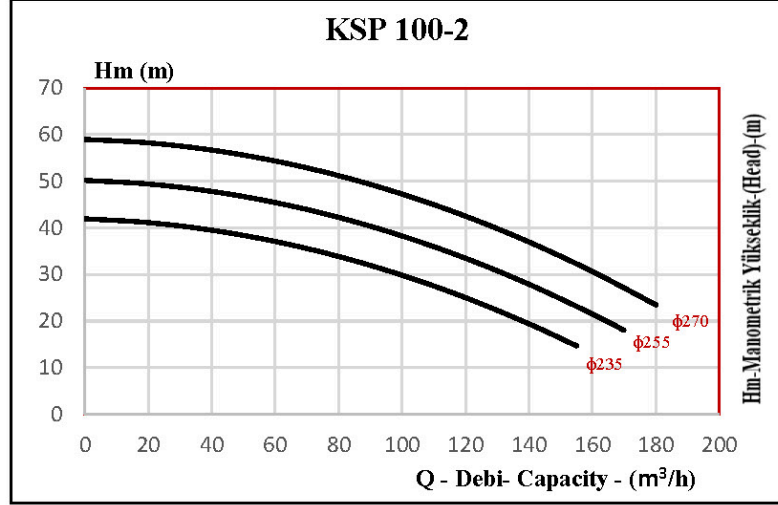
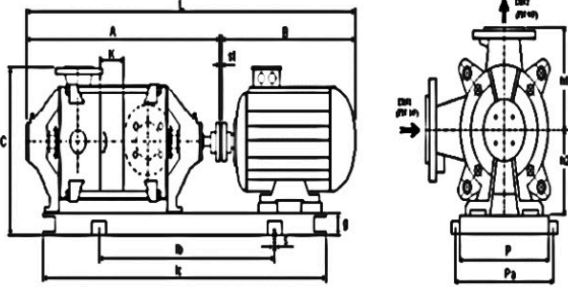
Pompa Tipi	KSP 100-3	
Kademe Sayısı	3	
Motor	HP	50
	Gövde	200 L4
Flanşlar	DN1 (Emme) (mm)	125
	DN2 (Basma) (mm)	100
Boyut Ölçüsü (mm)	A	966
	B	747
	C	650
	L	1753
	lc	1280
	lb	880
	K	100
	P	440
	Pa	500
	h1	300
h2	250	
Kaplin Ölçüsü (ϕ) (mm)	160	
Ağırlık (kg)	642	



KSP 100-2

Pompa Bilgileri				Motor Bilgileri	
Pompa Tipi	KSP 100-2	Sızdırmazlık	Yumuşak Salmastra	Güç (HP)	30
Çark Çapı (mm) ϕ	235-255-270	Yoğunluk (kg/m ³)	1	Voltaj (Volt)	380
Sıvı Cinsi	Su	Sıcaklık	-1°C - +110°C	Faz	3
				Frekans (Hz)	50-60
				Devir (rpm) (d/dk)	1500

ϕ 235		ϕ 255		ϕ 270	
Q (m ³ /h)	Hm (m)	Q (m ³ /h)	Hm (m)	Q (m ³ /h)	Hm (m)
20	41	20	49	20	56
40	40	40	48	40	54
60	37	60	45	60	52
80	34	80	42	80	49
100	30	100	38	100	45
120	25	120	34	120	40
140	19	140	28	140	34
155	15	160	22	160	28
		170	18	180	21



Pompa Tipi	KSP 100-2	
Kademe Sayısı	2	
Motor	HP	30
	Gövde	180 L4
Flanşlar	DN1 (Emme) (mm)	125
	DN2 (Basma) (mm)	100
Boyut Ölçüsü (mm)	A	866
	B	697
	C	650
	L	1603
	lc	1240
	lb	840
	K	100
	P	440
	Pa	500
	h1	300
h2	250	
Kaplin Ölçüsü (ϕ) (mm)	140	
Ağırlık (kg)	505	

ÇOK KADEMELİ POMPALAR
KSP SERİSİ
KSP 100-1
1450 d/dk

TEK KADEME İÇİN KARAKTERİSTİK EĞRİLER
Single Stage Performance Curves

