
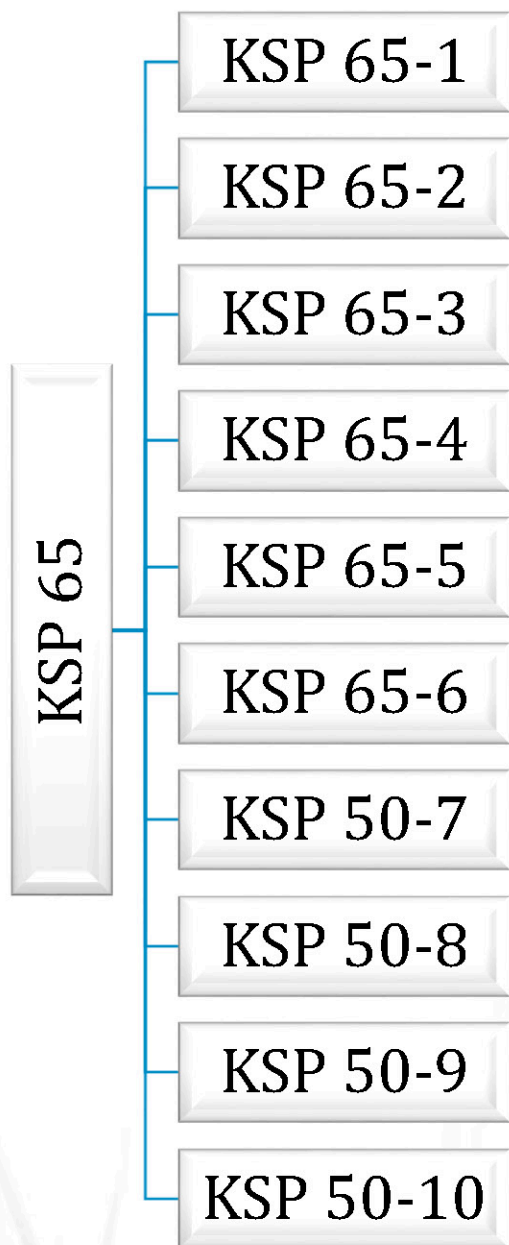


KSP 65



KSP 65-10

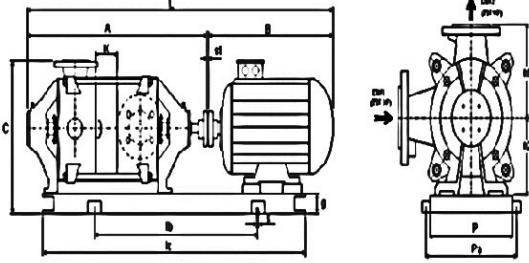
Pompa Bilgileri

Pompa Tipi	KSP 65-10	Sızdırmazlık	Yumuşak Salmastra
Çark Çapı (mm) ϕ	190-205	Yoğunluk (kg/m ³)	1
Sıvı Cinsi	Su	Sıcaklık	-1°C- +110

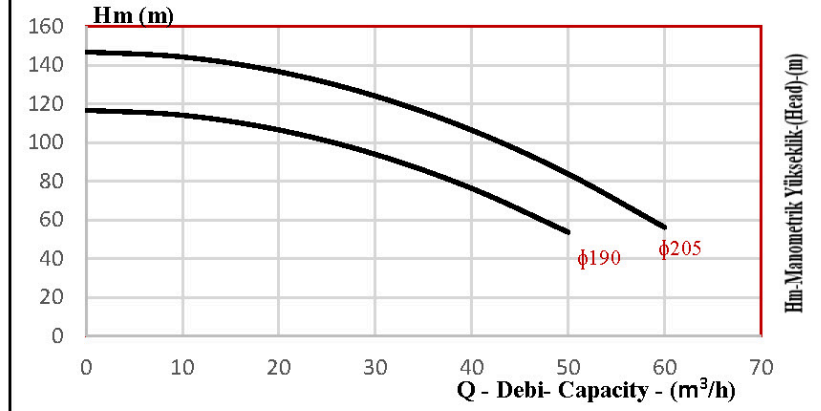
Motor Bilgileri

Güç (HP)	30
Voltaj (Volt)	380
Faz	3
Frekans (Hz)	50-60
Devir (rpm) (d/dk)	1500

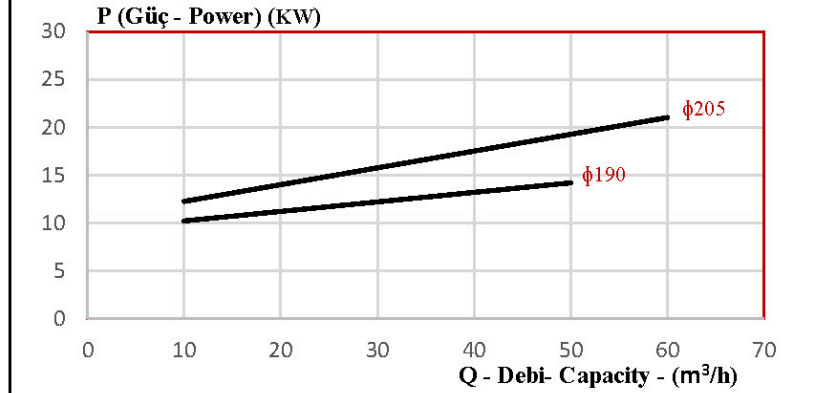
ϕ 190		ϕ 205	
Q (m ³ /h)	Hm (m)	Q (m ³ /h)	Hm (m)
10	114	10	143
20	107	20	136
30	94	30	124
40	76	40	106
50	54	50	84
		60	56



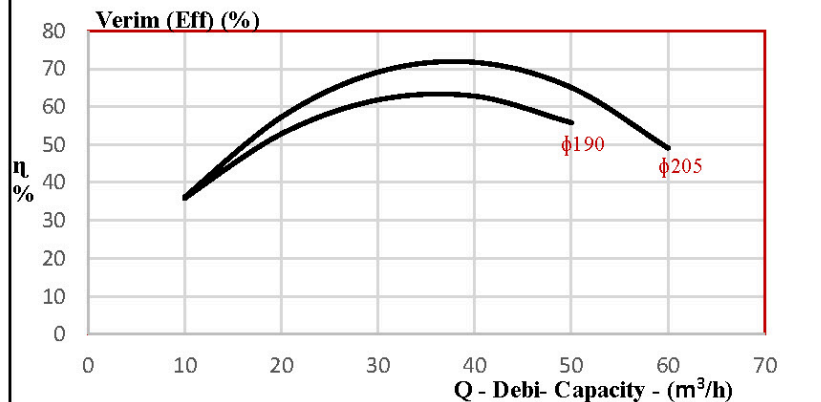
KSP 65-10



KSP 65-10



KSP 65-10



Pompa Tipi	KSP 65-10	
Kademe Sayısı	10	
Motor	HP	30
	Gövde	180 L4
Flanşlar	DN1 (Emme) (mm)	80
	DN2 (Basma) (mm)	65
Boyut Ölçüsü (mm)	A	1210
	B	697
	C	450
	L	1947
	lc	1670
	lb	1270
	K	70
	P	355
	Pa	415
h1	200	
h2	180	
Kaplin Ölçüsü (ϕ) (mm)	140	
Ağırlık (kg)	545	

KSP 65-9

Pompa Bilgileri

Pompa Tipi	KSP 65-9	Sızdırmazlık	Yumuşak Salmastra
Çark Çapı (mm) ϕ	190-205	Yoğunluk (kg/m³)	1
Sıvı Cinsi	Su	Sıcaklık	-1°C- +110

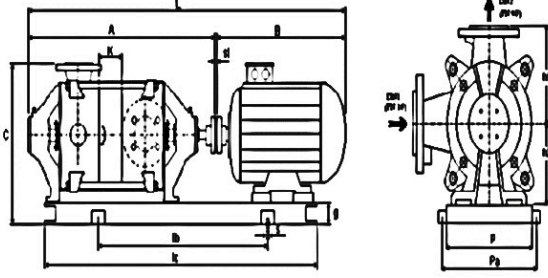
Motor Bilgileri

Güç (HP)	25
Voltaj (Volt)	380
Faz	3
Frekans (Hz)	50-60
Devir (rpm) (d/dk)	1500

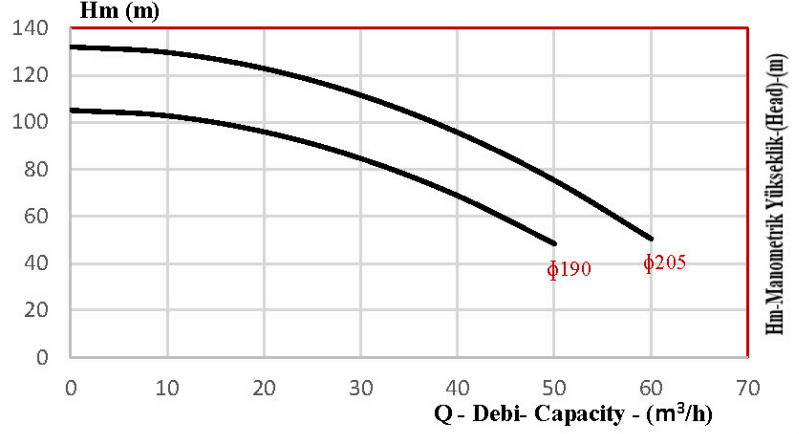
ϕ 190

ϕ 205

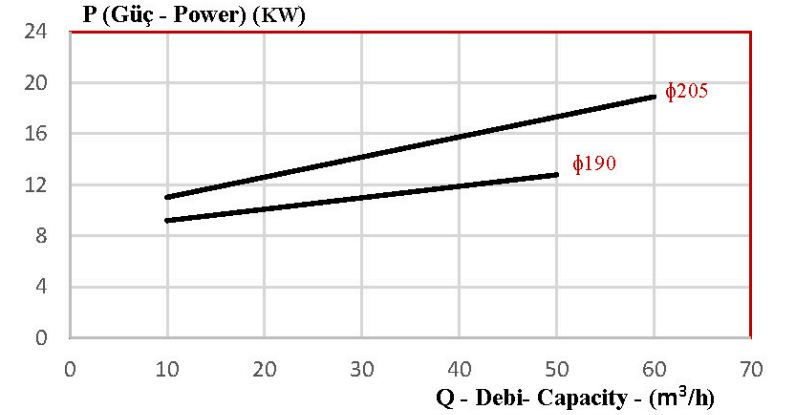
Q (m ³ /h)	Hm (m)	Q (m ³ /h)	Hm (m)
10	103	10	129
20	96	20	122
30	85	30	111
40	69	40	95
50	48	50	75
		60	51



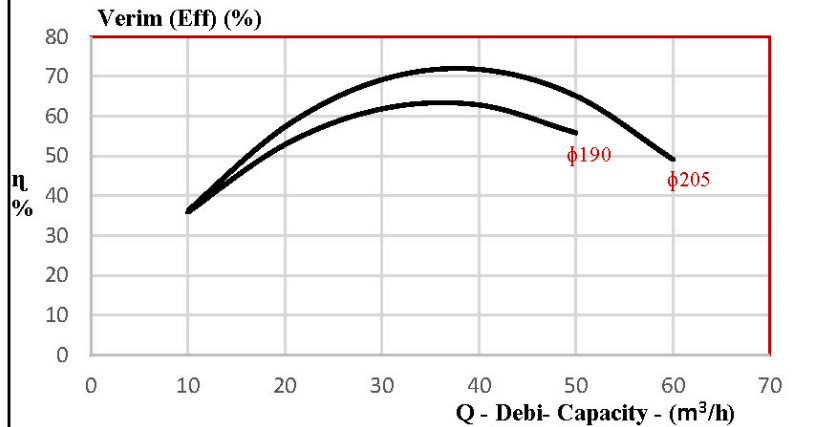
KSP 65-9



KSP 65-9



KSP 65-9



Pompa Tipi	KSP 65-9	
Kademe Sayısı	9	
Motor	HP	25
	Gövde	180 M4
Flanşlar	DN1 (Emme) (mm)	80
	DN2 (Basma) (mm)	65
Boyut Ölçüsü (mm)	A	1140
	B	659
	C	450
	L	1834
	lc	1545
	lb	1145
	K	70
	P	315
	Pa	375
	h1	200
h2	180	
Kaplin Ölçüsü (ϕ) (mm)	125	
Ağırlık (kg)	482	

KSP 65-8

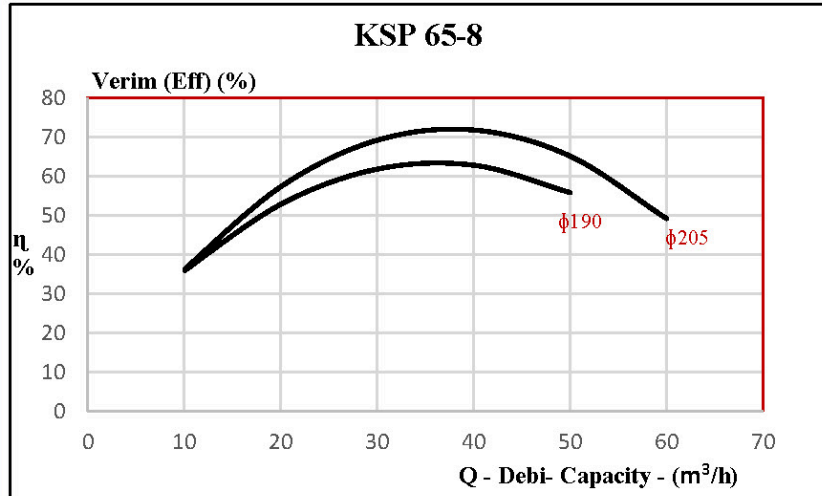
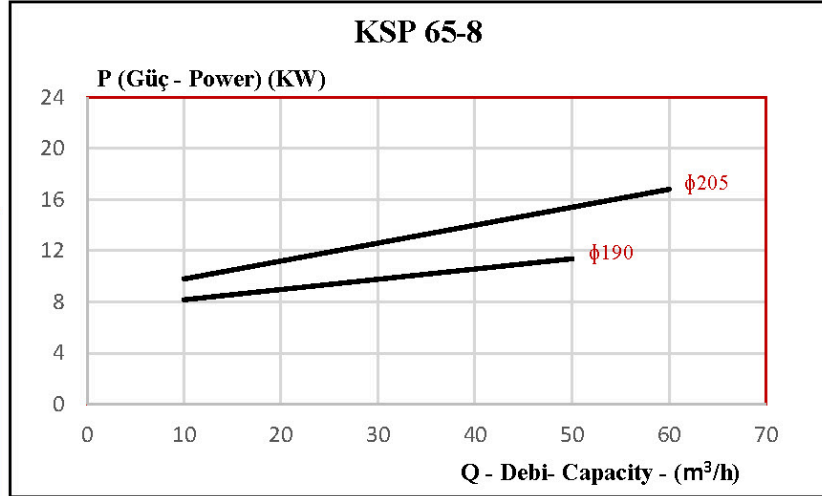
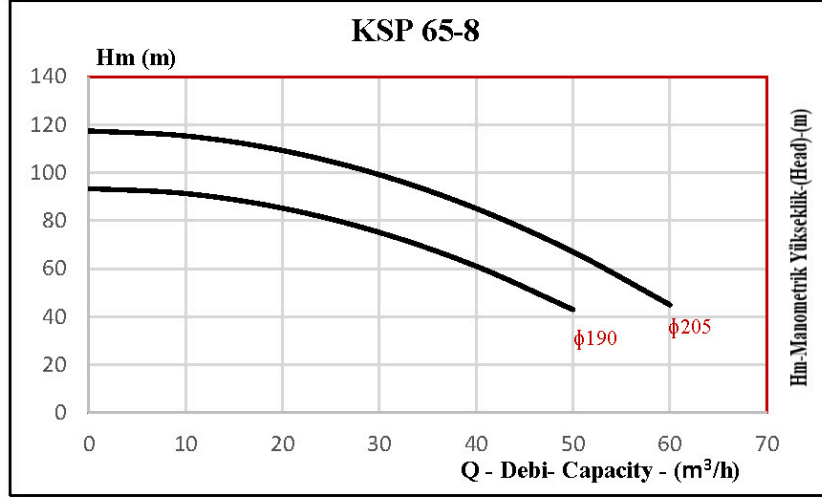
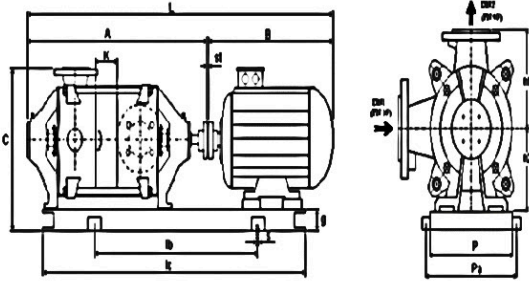
Pompa Bilgileri

Pompa Tipi	KSP 65-8	Sızdırmazlık	Yumuşak Salmastra
Çark Çapı (mm) ϕ	190-205	Yoğunluk (kg/m ³)	1
Sıvı Cinsi	Su	Sıcaklık	-1°C- +110

Motor Bilgileri

Güç (HP)	25
Voltaj (Volt)	380
Faz	3
Frekans (Hz)	50-60
Devir (rpm) (d/dk)	1500

ϕ 190		ϕ 205	
Q (m ³ /h)	Hm (m)	Q (m ³ /h)	Hm (m)
10	91	10	115
20	85	20	109
30	75	30	99
40	61	40	85
50	43	50	67
		60	45



Pompa Tipi	KSP 65-8	
Kademe Sayısı	8	
Motor	HP	25
	Gövde	180 M4
Flanşlar	DN1 (Emme) (mm)	80
	DN2 (Basma) (mm)	65
Boyut Ölçüsü (mm)	A	1070
	B	659
	C	450
	L	1764
	lc	1475
	lb	1075
	K	70
	P	315
	Pa	375
	h1	200
h2	180	
Kaplin Ölçüsü (ϕ) (mm)	125	
Ağırlık (kg)	462	

KSP 65-7

Pompa Bilgileri

Pompa Tipi	KSP 65-7	Sızdırmazlık	Yumuşak Salmastra
Çark Çapı (mm) ϕ	190-205	Yoğunluk (kg/m ³)	1
Sıvı Cinsi	Su	Sıcaklık	-1°C- +110

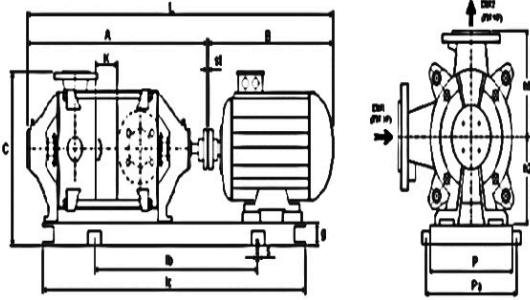
Motor Bilgileri

Güç (HP)	20
Voltaj (Volt)	380
Faz	3
Frekans (Hz)	50-60
Devir (rpm) (d/dk)	1500

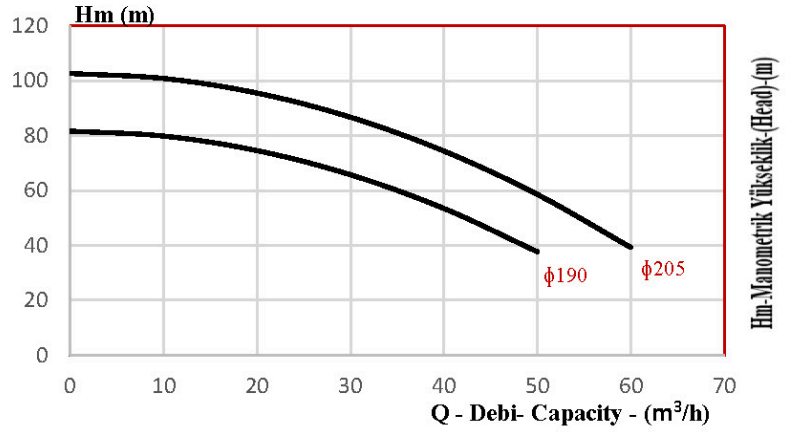
ϕ 190

ϕ 205

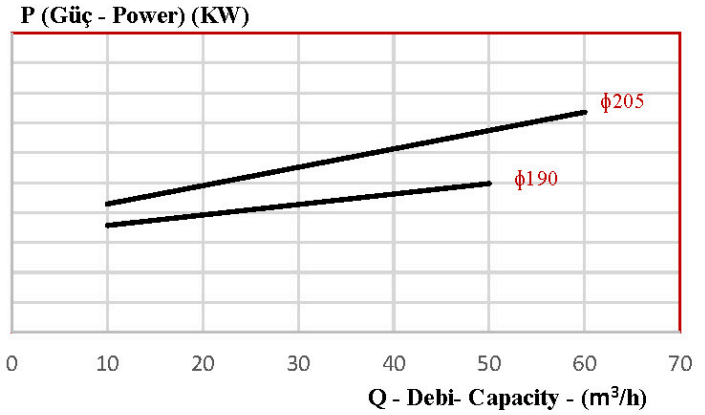
Q (m ³ /h)	Hm (m)	Q (m ³ /h)	Hm (m)
10	80	10	100
20	75	20	95
30	66	30	86
40	53	40	74
50	38	50	59
		60	39



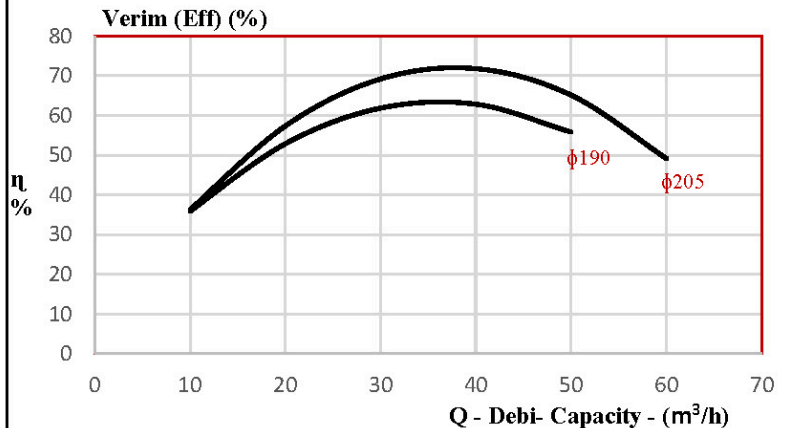
KSP 65-7



KSP 65-7



KSP 65-7



Pompa Tipi	KSP 65-7	
Kademe Sayısı	7	
Motor	HP	20
	Gövde	160 L4
Flanşlar	DN1 (Emme) (mm)	80
	DN2 (Basma) (mm)	65
Boyut Ölçüsü (mm)	A	1000
	B	645
	C	430
	L	1680
	lc	1405
	lb	1005
	K	70
	P	315
	Pa	375
	h1	200
h2	180	
Kaplin Ölçüsü (ϕ) (mm)	125	
Ağırlık (kg)	415	

KSP 65-6

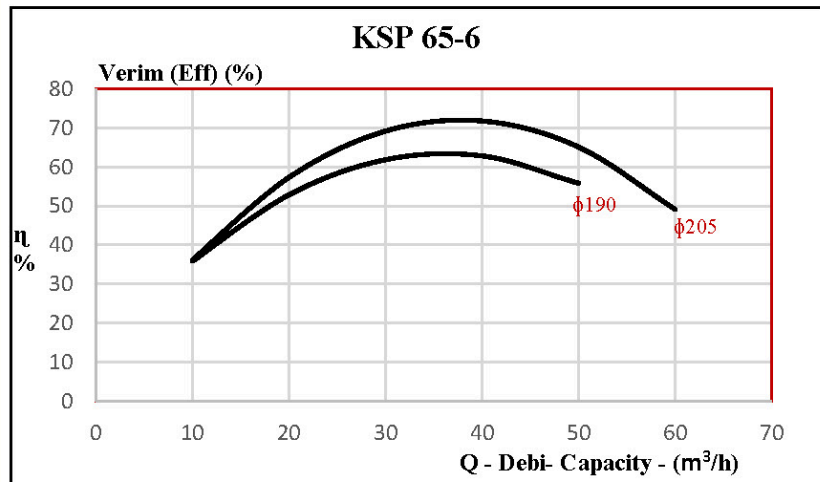
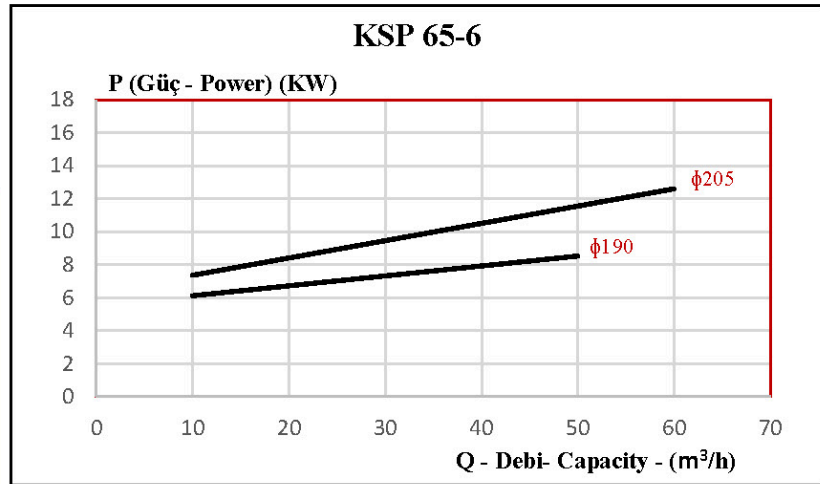
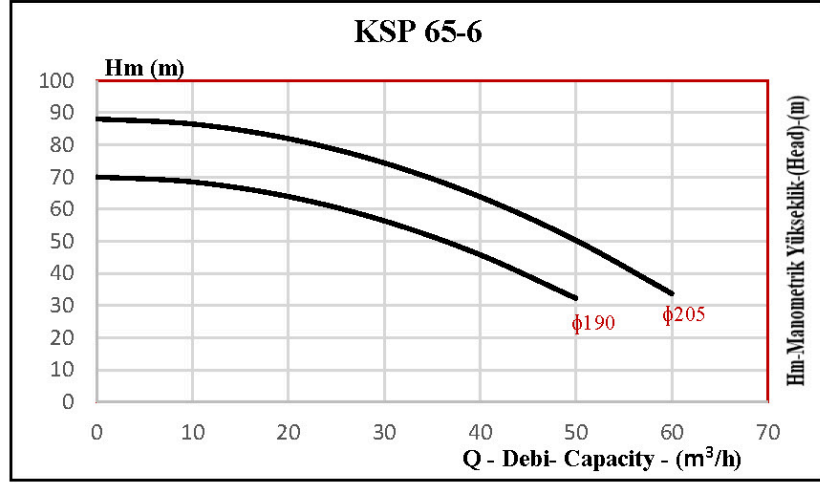
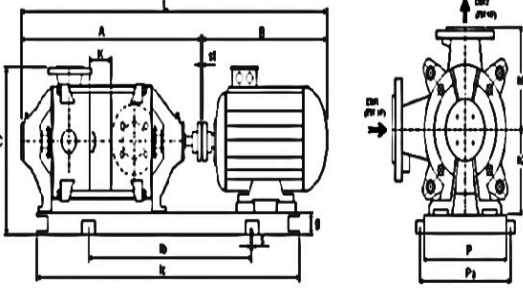
Pompa Bilgileri

Pompa Tipi	KSP 65-6	Sızdırmazlık	Yumuşak Salmastra
Çark Çapı (mm) ϕ	190-205	Yoğunluk (kg/m ³)	1
Sıvı Cinsi	Su	Sıcaklık	-1°C- +110

Motor Bilgileri

Güç (HP)	20
Voltaj (Volt)	380
Faz	3
Frekans (Hz)	50-60
Devir (rpm) (d/dk)	1500

ϕ 190		ϕ 205	
Q (m ³ /h)	Hm (m)	Q (m ³ /h)	Hm (m)
10	69	10	86
20	64	20	82
30	56	30	74
40	46	40	64
50	32	50	50
		60	34



Pompa Tipi	KSP 65-6	
Kademe Sayısı	6	
Motor	HP	20
	Gövde	160 L4
Flanşlar	DN1 (Emme) (mm)	80
	DN2 (Basma) (mm)	65
Boyut Ölçüsü (mm)	A	930
	B	645
	C	430
	L	1610
	lc	1335
	lb	935
	K	70
	P	315
	Pa	375
h1	200	
h2	180	
Kaplin Ölçüsü (ϕ) (mm)	125	
Ağırlık (kg)	394	

KSP 65-5

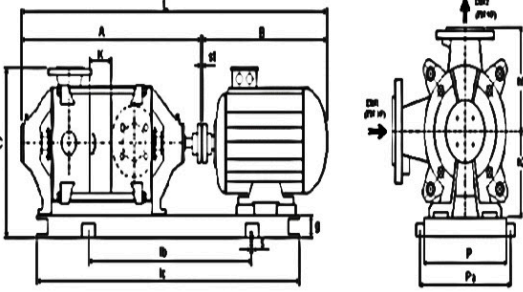
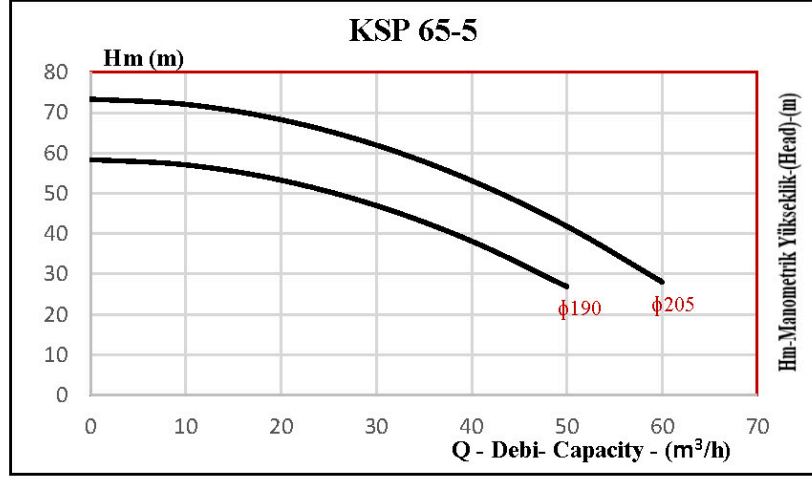
Pompa Bilgileri

Pompa Tipi	KSP 65-5	Sızdırmazlık	Yumuşak Salmastra
Çark Çapı (mm) ϕ	190-205	Yoğunluk (kg/m ³)	1
Sıvı Cinsi	Su	Sıcaklık	-1°C- +110

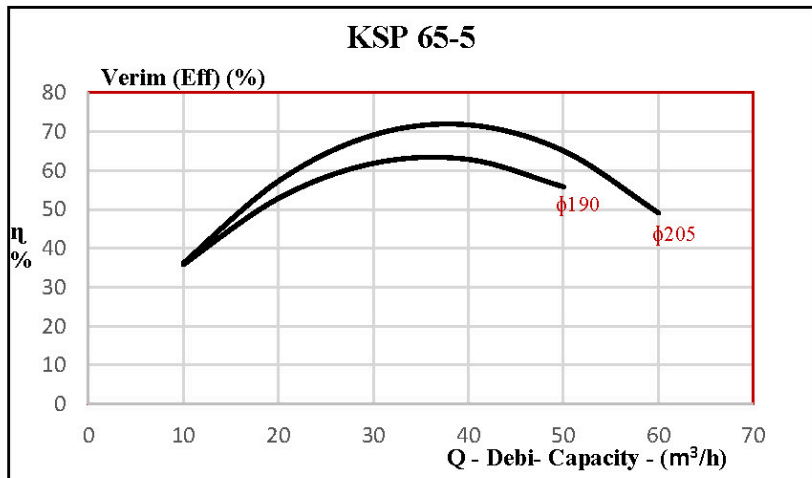
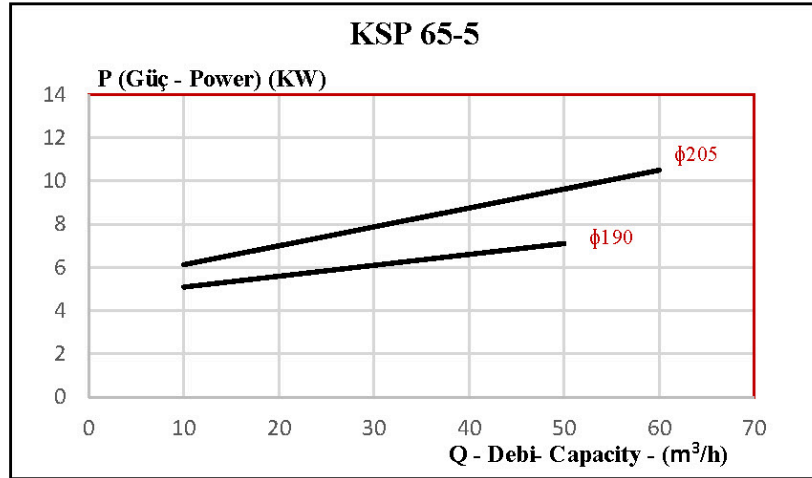
Motor Bilgileri

Güç (HP)	15
Voltaj (Volt)	380
Faz	3
Frekans (Hz)	50-60
Devir (rpm) (d/dk)	1500

ϕ 190		ϕ 205	
Q (m ³ /h)	Hm (m)	Q (m ³ /h)	Hm (m)
10	57	10	72
20	53	20	68
30	47	30	62
40	38	40	53
50	27	50	42
		60	28



Pompa Tipi	KSP 65-5	
Kademe Sayısı	5	
Motor	HP	15
	Gövde	160 M4
Flanşlar	DN1 (Emme) (mm)	80
	DN2 (Basma) (mm)	65
Boyut Ölçüsü (mm)	A	860
	B	601
	C	430
	L	1491
	lc	1220
	lb	820
	K	70
	P	315
	Pa	375
	h1	200
h2	180	
Kaplin Ölçüsü (ϕ) (mm)	125	
Ağırlık (kg)	340	



KSP 65-4

Pompa Bilgileri

Pompa Tipi	KSP 65-4	Sızdırmazlık	Yumuşak Salmastra
Çark Çapı (mm) ϕ	190-205	Yoğunluk (kg/m ³)	1
Sıvı Cinsi	Su	Sıcaklık	-1°C- +110

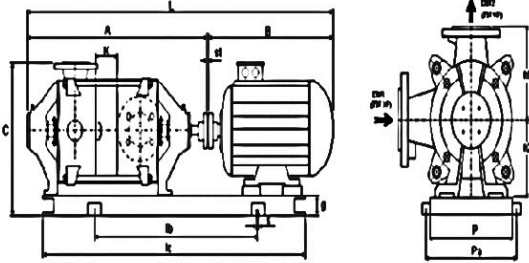
Motor Bilgileri

Güç (HP)	10
Voltaj (Volt)	380
Faz	3
Frekans (Hz)	50-60
Devir (rpm) (d/dk)	1500

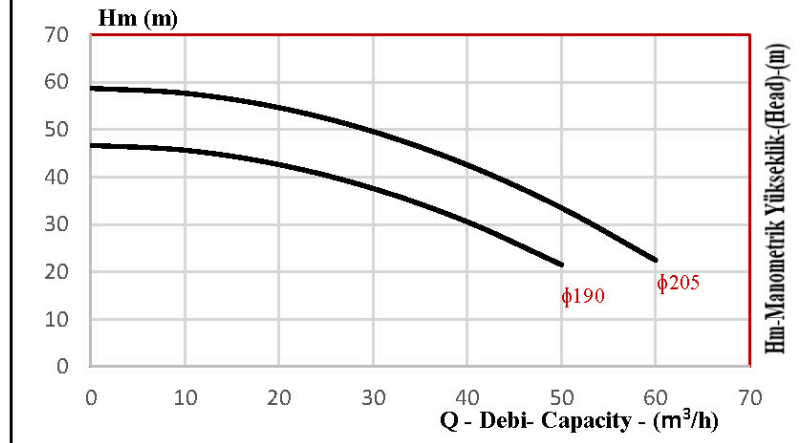
ϕ 190

ϕ 205

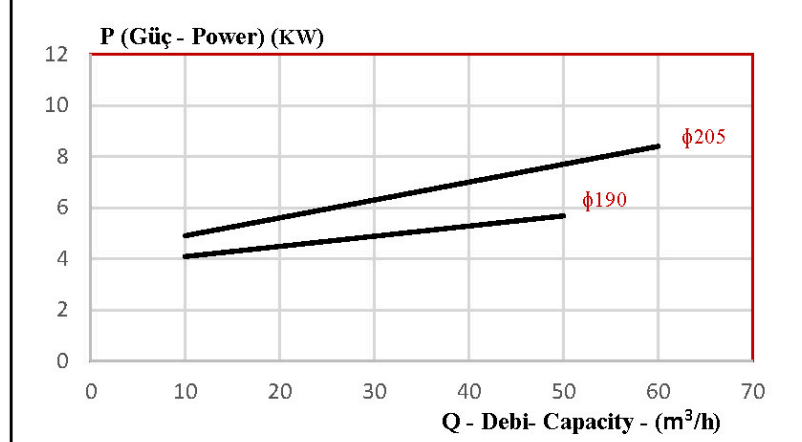
Q (m ³ /h)	Hm (m)	Q (m ³ /h)	Hm (m)
10	46	10	57
20	43	20	54
30	38	30	49
40	31	40	42
50	22	50	33
		60	22



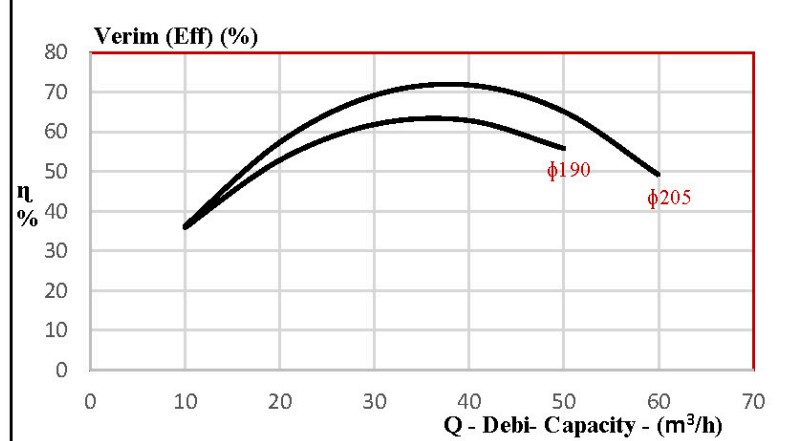
KSP 65-4



KSP 65-4



KSP 65-4



Pompa Tipi	KSP 65-4	
Kademe Sayısı	4	
Motor	HP	10
	Gövde	132 M4
Flanşlar	DN1 (Emme) (mm)	80
	DN2 (Basma) (mm)	65
Boyut Ölçüsü (mm)	A	790
	B	493
	C	430
	L	1313
	lc	1060
	lb	660
	K	70
	P	290
	Pa	350
	h1	200
h2	180	
Kaplin Ölçüsü (ϕ) (mm)	110	
Ağırlık (kg)	256	

KSP 65-3

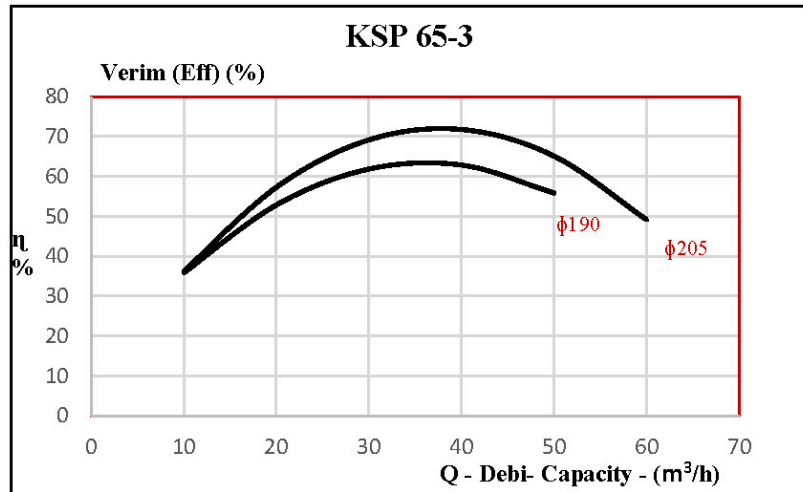
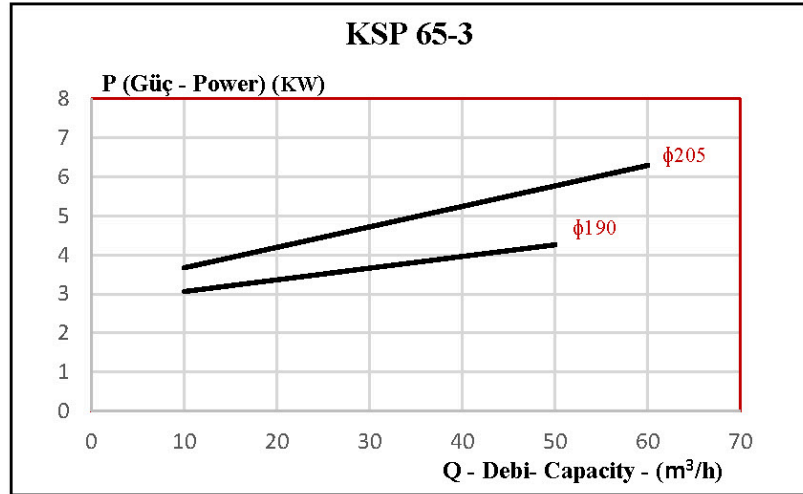
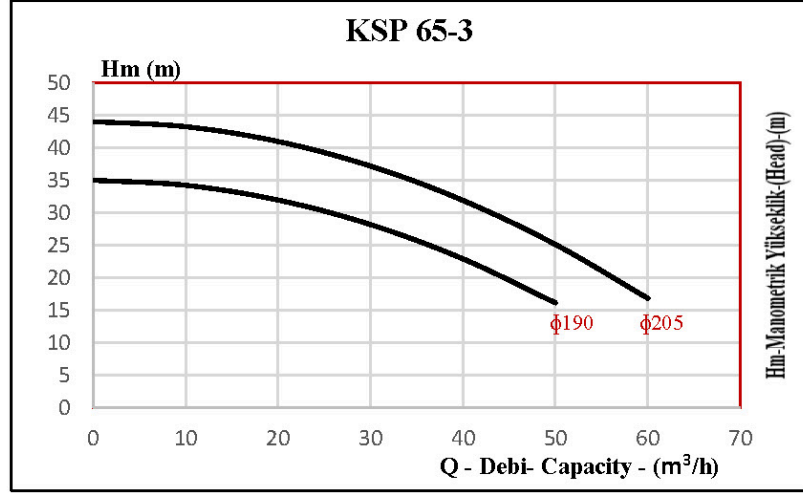
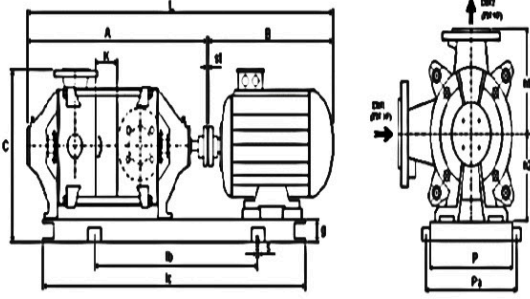
Pompa Bilgileri

Pompa Tipi	KSP 65-3	Sızdırmazlık	Yumuşak Salmastra
Çark Çapı (mm) ϕ	190-205	Yoğunluk (kg/m ³)	1
Sıvı Cinsi	Su	Sıcaklık	-1°C-+110

Motor Bilgileri

Güç (HP)	7,5
Voltaj (Volt)	380
Faz	3
Frekans (Hz)	50-60
Devir (rpm) (d/dk)	1500

ϕ 190		ϕ 205	
Q (m ³ /h)	Hm (m)	Q (m ³ /h)	Hm (m)
10	34	10	43
20	32	20	41
30	28	30	37
40	23	40	32
50	16	50	25
		60	17



Pompa Tipi	KSP 65-3	
Kademe Sayısı	3	
Motor	HP	7,5
	Gövde	132 S4
Flanşlar	DN1 (Emme) (mm)	80
	DN2 (Basma) (mm)	65
Boyut Ölçüsü (mm)	A	720
	B	455
	C	430
	L	1205
	lc	950
	lb	550
	K	70
	P	290
	Pa	350
h1	200	
h2	180	
Kaplin Ölçüsü (ϕ) (mm)	110	
Ağırlık (kg)	228	

KSP 65-2

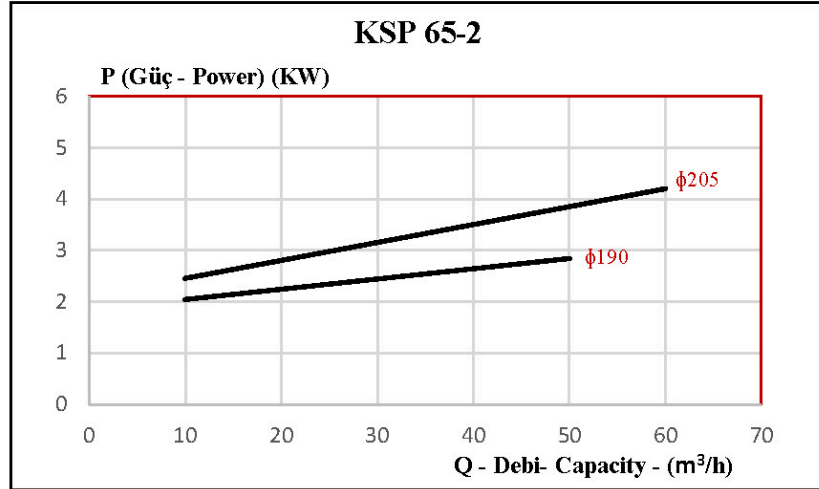
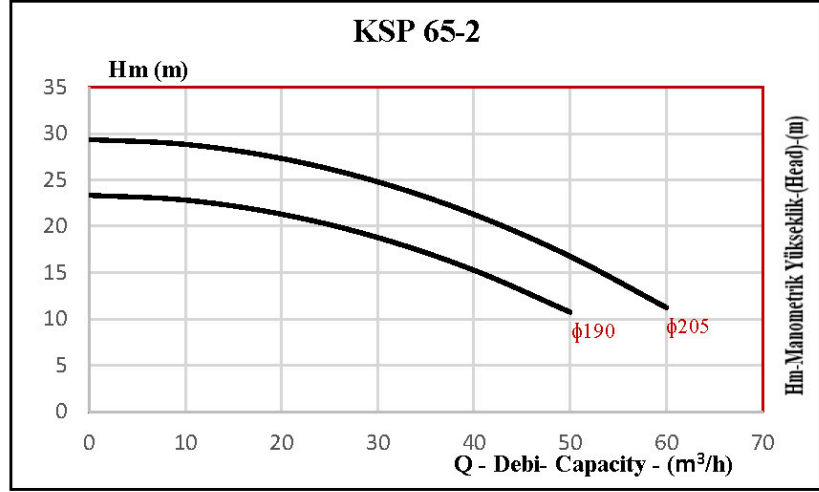
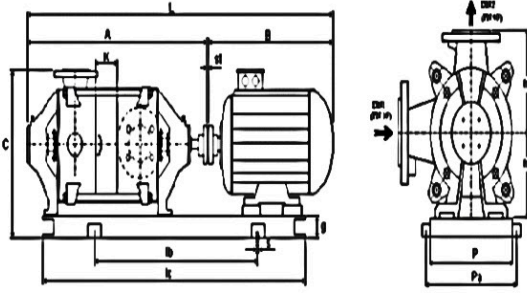
Pompa Bilgileri

Pompa Tipi	KSP 65-2	Sızdırmazlık	Yumuşak Salmastra
Çark Çapı (mm) ϕ	190-205	Yoğunluk (kg/m ³)	1
Sıvı Cinsi	Su	Sıcaklık	-1°C- +110

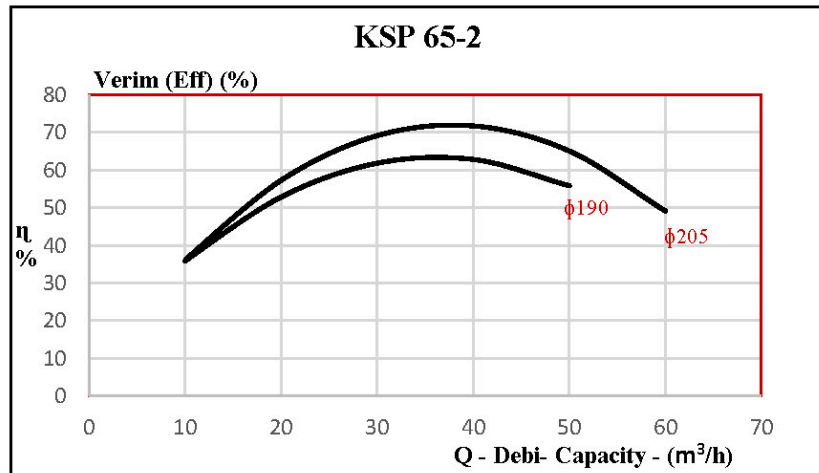
Motor Bilgileri

Güç (HP)	5,5
Voltaj (Volt)	380
Faz	3
Frekans (Hz)	50-60
Devir (rpm) (d/dk)	1500

ϕ 190		ϕ 205	
Q (m ³ /h)	Hm (m)	Q (m ³ /h)	Hm (m)
10	23	10	29
20	21	20	27
30	19	30	25
40	15	40	21
50	11	50	17
		60	11



Pompa Tipi	KSP 65-2	
Kademe Sayısı	2	
Motor	HP	5,5
	Gövde	112 M4
Flanşlar	DN1 (Emme) (mm)	80
	DN2 (Basma) (mm)	65
Boyut Ölçüsü (mm)	A	650
	B	394
	C	430
	L	1074
	lc	840
	lb	440
	K	70
	P	290
	Pa	350
	h1	200
	h2	180
Kaplin Ölçüsü (ϕ) (mm)	110	
Ağırlık (kg)	196	



ÇOK KADEMELİ POMPALAR
KSP SERİSİ
KSP 65-1
1450 d/dk

TEK KADEME İÇİN KARAKTERİSTİK EĞRİLER
Single Stage Performance Curves

